



170 pts solder-in breadboard (Exact Solderless Match)



Top view



Bottom view

Product Highlights

Immersion Gold Finish

- All holes are gold plated and are on a 0.1" grid
- 1/16" (1.6mm) thick FR-4 UL94V-0
- Accepts a variety of wire sizes (20-32 AWG)
- 2 mounting holes

Usage

This board exactly copies the routing of a 170 pts tiny solderless breadboard.

Allows direct transfer of circuits prototyped in a solderless breadboard to a solder-in breadboard to facilitate functional in-system testing or field testing.

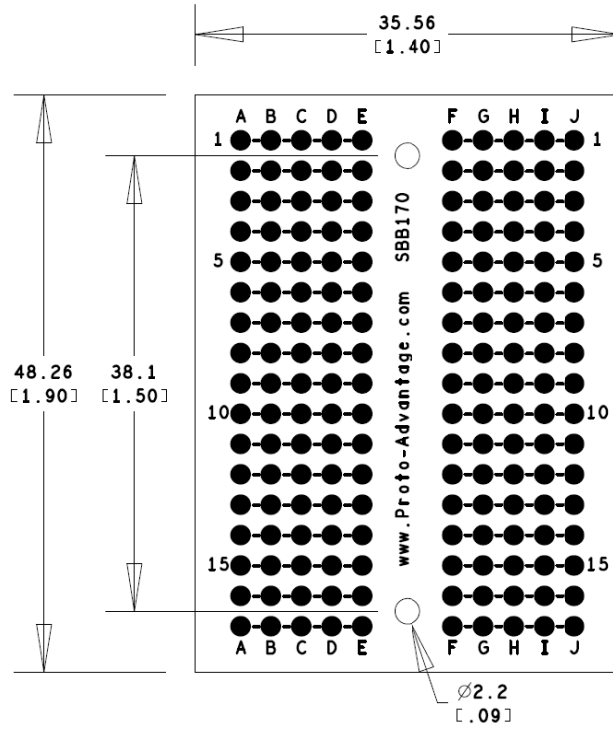
Specifications

Wiring Pattern:	1 Terminal Strip 170 Terminal Holes
Dimensions:	1.9" x 1.4" x 0.0625" (48.26mm x 35.56mm x 1.6mm)
PCB construction:	FR-4 UL94V-0
PCB operating temperature range:	-40°C to +130°C (-40°F to +266°F)
PCB reflow maximum temperature:	+260°C (500°F)
PCB trace width:	0.059" (1.5mm)
PCB trace thickness:	1 oz copper / ft ² (1.4 mils) (0.03556 mm)
PCB trace current capacity*:	10A continuous @ 40°C rise, 13A continuous @ 80°C rise*
Recommended pin size:	25 mil square wire wrap posts or smaller
Diameter of 2 mounting holes:	2.2mm (87 mils)

* Derived from IPC-2221 current capacity graphs at 25°C ambient temperature. Actual current capacity will vary based on air flow, component density, and other factors.

Top View of SBB170


Topside silkscreen lines between holes show where bottom traces electrically connect holes.




(Representative drawing only - not to scale)

Complete Line of Proto Advantage Exact Solderless Match Solder-in Breadboards:


Tiny breadboard match (P/N: **SBB170**)




Full size breadboard match (P/N: **SBB830**)



1/6 size breadboard match (P/N: **SBB136**)



1/4 size breadboard match (P/N: **SBB206**)



1/2 size breadboard match (P/N: **SBB400**)

