

# Printed-circuit board connector - MC 0,5/13-G-2,54 SMD R56 - 1821805

Please be informed that the data shown in this PDF Document is generated from our Online Catalog. Please find the complete data in the user's documentation. Our General Terms of Use for Downloads are valid (<http://phoenixcontact.com/download>)

PCB headers, nominal current: 6 A, rated voltage (III/2): 160 V, number of positions: 13, pitch: 2.54 mm, color: black, contact surface: Gold, mounting: SMD soldering, Sample values available under SAMPLE MC...



The figure shows the 10-position version

## Why buy this product

- Designed for integration into the SMT soldering process
- Additional solder anchors reduce the mechanical strain on the soldering spots
- Gold-plated contacts ensure transfer quality remains stable over the long term
- Supplied in tape-on-reel packing according to IEC 60286-3 for automated mounting



## Key Commercial Data

Packing unit	465 STK
Minimum order quantity	465 STK
GTIN	
GTIN	4046356789967

## Technical data

### Dimensions

Length [ l ]	7.1 mm
Width	37.6 mm
Pitch	2.54 mm
Dimension a	30.48 mm
Width [ w ]	37.6 mm
Height [ h ]	6.85 mm
Pin dimensions	0.64 x 0.64 mm
Length	7.1 mm

### General

Range of articles	MC 0,5/...-G-SMD
-------------------	------------------

# Printed-circuit board connector - MC 0,5/13-G-2,54 SMD R56 - 1821805

## Technical data

### General

Insulating material group	IIIa
Rated surge voltage (III/3)	2.5 kV
Rated surge voltage (III/2)	2.5 kV
Rated surge voltage (II/2)	2.5 kV
Rated voltage (III/3)	32 V
Rated voltage (III/2)	160 V
Rated voltage (II/2)	160 V
Connection in acc. with standard	EN-VDE
Nominal current $I_N$	6 A
Insulating material	LCP
Flammability rating according to UL 94	V0
Color	black
Number of positions	13

### Standards and Regulations

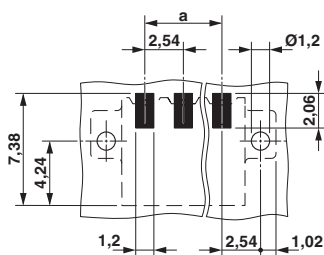
Connection in acc. with standard	EN-VDE
Flammability rating according to UL 94	V0

### Environmental Product Compliance

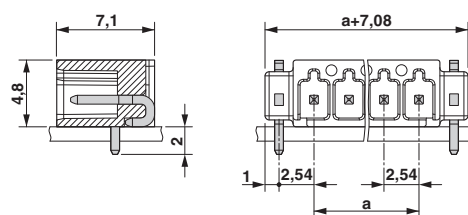
China RoHS	Environmentally friendly use period: unlimited = EFUP-e
	No hazardous substances above threshold values

## Drawings

Drilling diagram

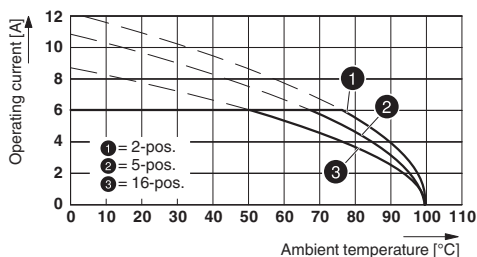


Dimensional drawing



# Printed-circuit board connector - MC 0,5/13-G-2,54 SMD R56 - 1821805

Diagram



Type: FMC 0,5/...-ST-2,54 with MC 0,5/...-G-2,54 SMD R..

## Approvals

### Approvals

#### Approvals

cULus Recognized / VDE Gutachten mit Fertigungsüberwachung / IECEx CB Scheme / EAC

#### Ex Approvals

### Approval details

cULus Recognized		<a href="http://database.ul.com/cgi-bin/XYV/template/LISEXT/1FRAME/index.htm">http://database.ul.com/cgi-bin/XYV/template/LISEXT/1FRAME/index.htm</a>	E60425-19920306
		B	C
Nominal voltage UN		150 V	50 V
Nominal current IN		6 A	6 A

VDE Gutachten mit Fertigungsüberwachung		<a href="http://www2.vde.com/de/Institut/Online-Service/VDE-gepruefteProdukte/Seiten/Online-Suche.aspx">http://www2.vde.com/de/Institut/Online-Service/VDE-gepruefteProdukte/Seiten/Online-Suche.aspx</a>	40042258
Nominal voltage UN		160 V	
Nominal current IN		6 A	

IECEE CB Scheme		<a href="http://www.iecee.org/">http://www.iecee.org/</a>	DE1-55663-B1
Nominal voltage UN		160 V	
Nominal current IN		6 A	

## Printed-circuit board connector - MC 0,5/13-G-2,54 SMD R56 - 1821805

### Approvals

EAC



B.01742

Phoenix Contact 2018 © - all rights reserved  
<http://www.phoenixcontact.com>

PHOENIX CONTACT GmbH & Co. KG  
Flachsmarktstr. 8  
32825 Blomberg  
Germany  
Tel. +49 5235 300  
Fax +49 5235 3 41200  
<http://www.phoenixcontact.com>