

IBS IL 24 BK-T/U-PAC

Order No.: 2861580




<http://eshop.phoenixcontact.de/phoenix/treeViewClick.do?UID=2861580>

INTERBUS bus coupler, copper connection, 24 V DC, complete with accessories (connector and labeling field)



Commercial data

GTIN (EAN)	 4 017918 894436
sales group	K410
Pack	1 pcs.
Customs tariff	85389091
Catalog page information	Page 245 (AX-2009)

Product notes

WEEE/RoHS-compliant since:
03/18/2008



<http://www.download.phoenixcontact.com>
Please note that the data given here has been taken from the online catalog. For comprehensive information and data, please refer to the user documentation. The General Terms and Conditions of Use apply to Internet downloads.

Technical data

General data

Width	48.8 mm
Height	135 mm
Depth	71.5 mm
Weight	142 g

Mounting type	DIN rail
Ambient temperature (operation)	-25 °C ... 55 °C
Ambient temperature (storage/transport)	-25 °C ... 85 °C
Permissible humidity (operation)	75 % ... 85 % (in the range of -25°C ... +55°C, appropriate measures against increased humidity (> 85%) must be taken.)
Permissible humidity (storage/transport)	75 % ... 85 % (Slight temporary condensation may sometimes appear on the housing, e.g. when the terminal block is brought out of a vehicle into an enclosed room.)
Air pressure (operation)	80 kPa ... 106 kPa (up to 3000 m above sea level)
Air pressure (storage/transport)	70 kPa ... 106 kPa (up to 3000 m above sea level)
Degree of protection	IP20
Test section	5 V supply, incoming remote bus/5 V supply outgoing remote bus 500 V AC 50 Hz 1 min
	5 V supply, incoming remote bus/7.5 V logics supply, 24 V analog supply, 24 V bus terminal module supply 500 V AC 50 Hz 1 min
	5 V supply, incoming remote bus/24 V main supply, 24 V segment supply 500 V AC 50 Hz 1 min
	5 V supply incoming remote bus / functional earth ground 500 V AC 50 Hz 1 min
	5 V supply, outgoing remote bus/24 V main supply, 24 V segment supply 500 V AC 50 Hz 1 min
	5 V supply, outgoing remote bus/7.5 V logics supply, 24 V analog supply, 24 V bus terminal module supply 500 V AC 50 Hz 1 min
	5 V supply outgoing remote bus / functional earth ground 500 V AC 50 Hz 1 min
	7.5 V logics supply, 24 V analog supply, 24 V bus terminal module supply/functional earth ground 500 V AC 50 Hz 1 min
	7.5 V logics supply, 24 V analog supply, 24 V bus terminal module supply / 24 V main supply, 24 V segment supply 500 V AC 50 Hz 1 min
	24 V main supply, 24 V segment supply/functional earth ground 500 V AC 50 Hz 1 min

Interface

Fieldbus system	Lokalbus
Name	Inline local bus
Type of connection	Inline data jumper
Transmission speed	500 kBaud
Fieldbus system	INTERBUS
Name	INTERBUS remote bus
Type of connection	2x 6-pos. Inline shield connectors

Transmission speed	500 KBit/s
Transmission physics	Copper
Name	Supply
Type of connection	8-pos. Inline connector

Power supply for module electronics

Type of connection	Inline connectors
Supply voltage	24 V DC (via Inline connector)
Supply voltage range	19.2 V DC ... 30 V DC (including all tolerances, including ripple)
Current consumption	max. 1.25 A (with max. number of connected I/O terminal blocks)

Inline potential routing

Communications power U_L	7.5 V DC $\pm 5\%$
Power supply at U_L	max. 2 A DC (observe derating)
Main circuit supply U_M	24 V DC -15% / +20% (in acc. with EN 61131-2)
Power supply at U_M	max. 8 A DC (Sum of $U_M + U_S$)
Segment supply voltage U_S	24 V DC -15% / +20% (in acc. with EN 61131-2)
Power supply at U_S	max. 8 A DC (Sum of $U_M + U_S$)
I/O supply voltage U_{ANA}	24 V DC -15% / +20%
Power supply at U_{ANA}	max. 0.5 A DC (observe derating)

Certificates / Approvals



Certification ABS, BV, CUL, DNV, GL, GOST, LR, UL

Certification Ex: CUL-EX LIS, PxC-EX, UL-EX LIS

Accessories

Item	Designation	Description
Assembly		
1201442	E/UK	End clamp, for assembly on NS 32 or NS 35/7.5 DIN rail

Marking

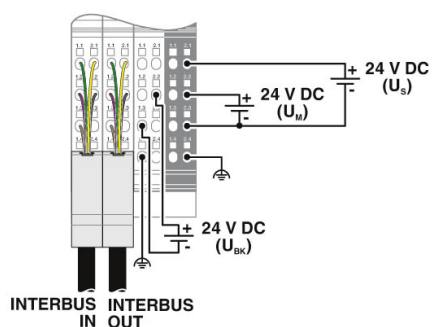
0809492	ESL 62X10	Insert strip for laser printer, lettering field: 62 x 10 mm
2727501	IB IL FIELD 2	Labeling field, width: 12.2 mm

Plug/Adapter

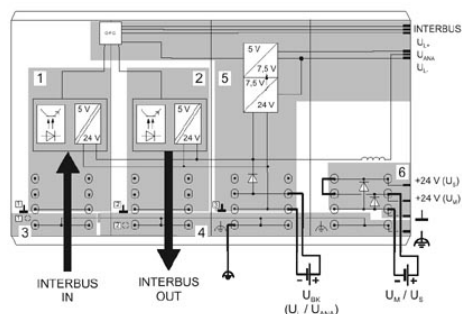
2860374	IB IL BK-PLSET/CP	Connector set for Inline bus coupler, color-coded
---------	-------------------	---

Diagrams/Drawings

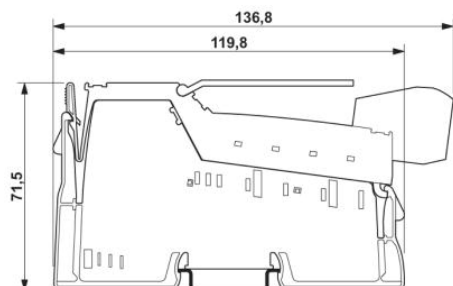
Connection diagram



Block diagram



Dimensioned drawing



Address

PHOENIX CONTACT Deutschland GmbH
Flachmarktstr. 8
32825 Blomberg, Germany
Phone +49 5235 3 12000
Fax +49 5235 3 41200
<http://www.phoenixcontact.de>



© 2011 Phoenix Contact
Technical modifications reserved;