



# Technical Data Sheet

## 264-7USOC/S530-A3

### Features

- Popular T-1 package.
- High efficiency.
- General purpose leads.
- Selected minimum intensities.
- Available on tape and reel.
- Pb free
- The product itself will remain within RoHS compliant version.



### Descriptions

- The series is specially designed for applications requiring higher brightness.
- The LED lamps are available with different colors, intensities, epoxy colors, etc.
- Superior performance in outdoor environment

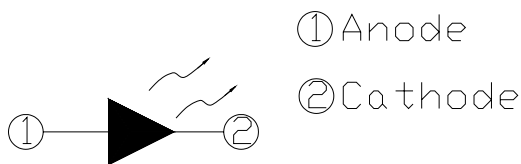
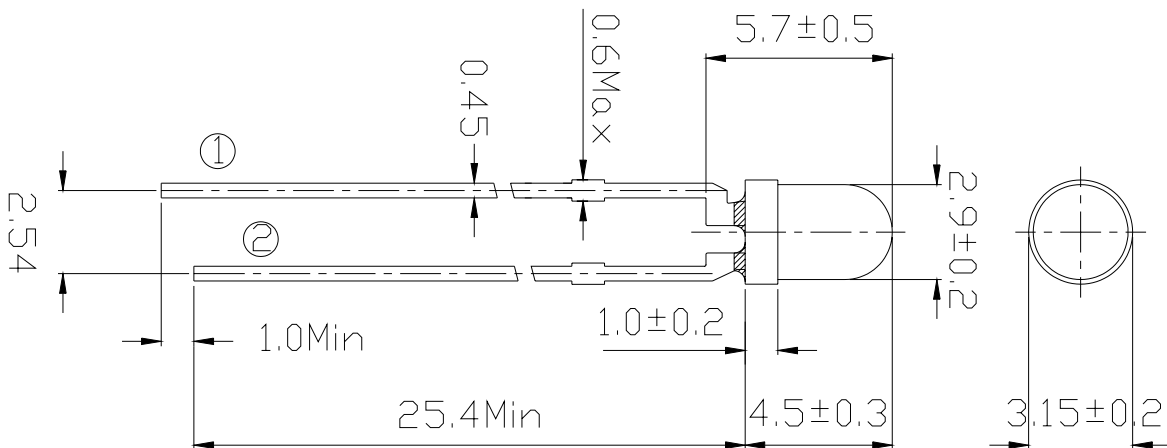
### Applications

- Status indicators.
- Commercial use.
- Advertising Signs.
- Back lighting.

### Device Selection Guide

LED Part No.	Chip		Lens Color
	Material	Emitted Color	
264-7USOC/S530-A3	AlGaInP	Super Sunset Orange	Water Clear

### Package Dimensions



### Notes:

- Other dimensions are in millimeters, tolerance is 0.25mm except being specified.
- Protruded resin under flange is 1.5mm Max LED.
- Bare copper alloy is exposed at tie-bar portion after cutting.

### Absolute Maximum Rating ( $T_a=25^\circ\text{C}$ )

Parameter	Symbol	Absolute Maximum Rating	Unit
Forward Current	$I_F$	25	mA
Pulse Forward Current (Duty 1/10 @ 1KHz)	$I_{FP}$	60	mA
Operating Temperature	$T_{opr}$	-40 ~ +85	$^\circ\text{C}$
Storage Temperature	$T_{stg}$	-40 ~ +100	$^\circ\text{C}$
Electrostatic Discharge	ESD	2000	V
Soldering Temperature	$T_{sol}$	260 $\pm$ 5	$^\circ\text{C}$
Power Dissipation	$P_d$	60	mW
Reverse Voltage	$V_R$	5	V

Notes: Soldering time  $\leq$  5 seconds.



# Technical Data Sheet

**264-7USOC/S530-A3**

## Electro-Optical Characteristics ( $T_a=25^\circ\text{C}$ )

Parameter	Symbol	Min.	Typ.	Max.	Unit	Condition
Luminous Intensity	$I_V$	---	13	125	mcd	$I_F=2\text{mA}$
		120	210	800		$I_F=20\text{mA}$
Viewing Angle	$2\theta_{1/2}$	---	40	---	deg	$I_F=20\text{mA}$
Peak Wavelength	$\lambda_p$	--	621	---	nm	
Dominant Wavelength	$\lambda_d$	---	615	---		
Spectrum Half width	$\Delta\lambda$	---	18	---		
Forward Voltage	$V_F$	---	2.0	2.4	V	
Reverse Current	$I_R$	---	---	10	$\mu\text{A}$	$V_R=5\text{V}$

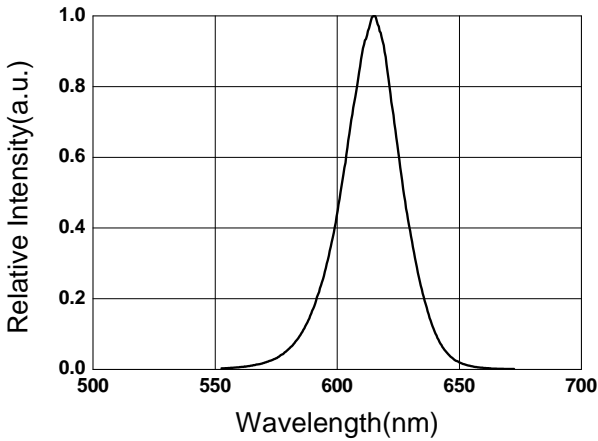


# Technical Data Sheet

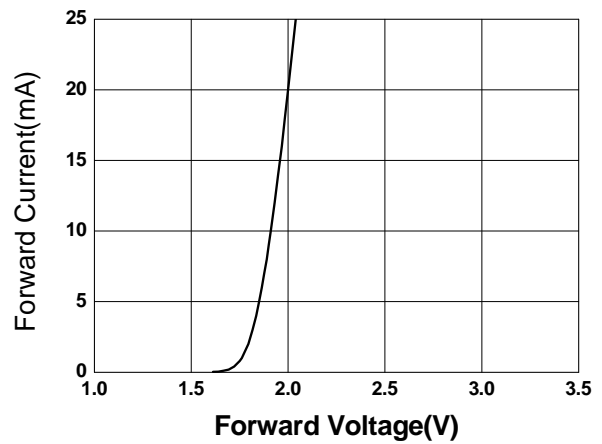
**264-7USOC/S530-A3**

## Typical Electro-Optical Characteristics Curves

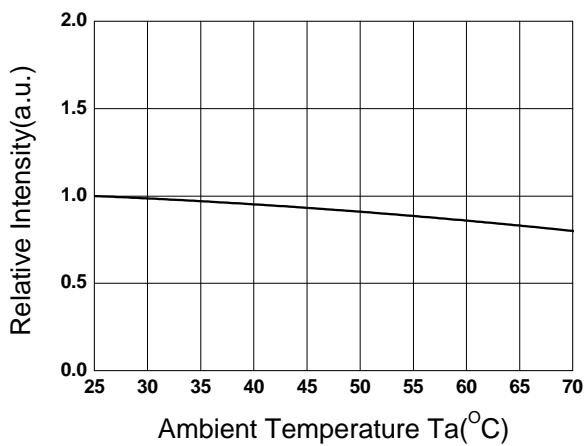
**Relative Intensity vs. Wavelength**



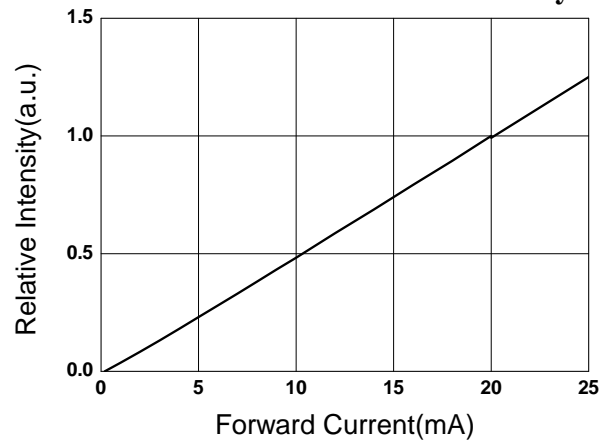
**Forward Current vs. Forward Voltage**



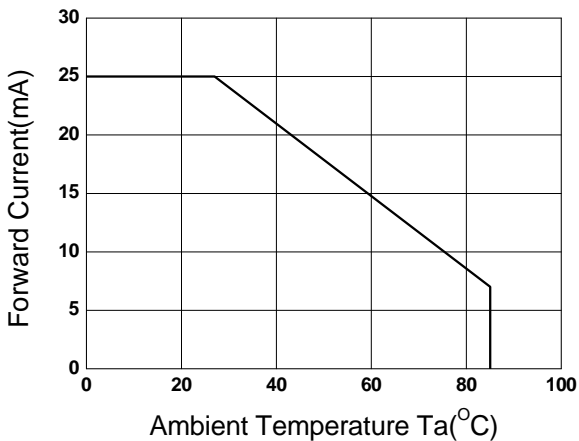
**Relative Intensity vs. Ambient Temp**



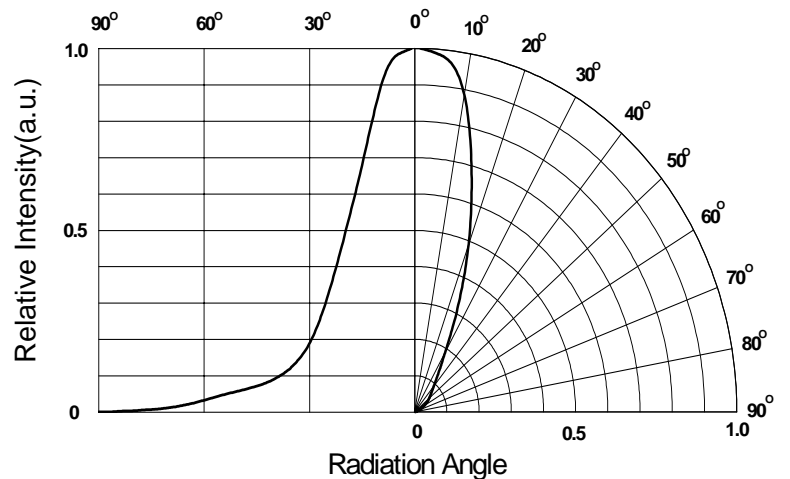
**Forward Current vs. Relative Intensity**



**Forward Current vs. Ambient Temp.**



**Radiation Characteristics**

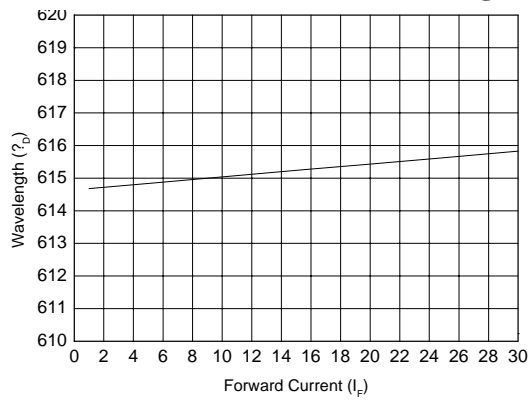




# Technical Data Sheet

**264-7USOC/S530-A3**

**Forward Current vs Wavelength**





# Technical Data Sheet

**264-7USOC/S530-A3**

## Packing Quantity Specification

- 1.1000PCS/1Bag , 4Bags/1Box
- 2.10Boxes/1Carton

## Label Form Specification



CPN: Customer's Production Number

P/N : Production Number

QTY: Packing Quantity

CAT: Ranks of Luminous and Forward Voltage

HUE: Ranks of Dominant Wavelength

REF: Reference

LOT No: Lot Number

MADE IN TAIWAN: Production Place

## Notes

1. Above specification may be changed without notice. EVERLIGHT will reserve authority on material change for above specification.
2. When using this product, please observe the absolute maximum ratings and the instructions for using outlined in these specification sheets. EVERLIGHT assumes no responsibility for any damage resulting from use of the product which does not comply with the absolute maximum ratings and the instructions included in these specification sheets.
3. These specification sheets include materials protected under copyright of EVERLIGHT corporation. Please don't reproduce or cause anyone to reproduce them without EVERLIGHT's consent.

**EVERLIGHT ELECTRONICS CO., LTD.**  
Office: No 25, Lane 76, Sec 3, Chung Yang Rd,  
Tucheng, Taipei 236, Taiwan, R.O.C

Tel: 886-2-2267-2000, 2267-9936  
Fax: 886-2267-6244, 2267-6189, 2267-6306  
<http://www.everlight.com>