Alle Rechte vorbehalten/ *All rights reserved*

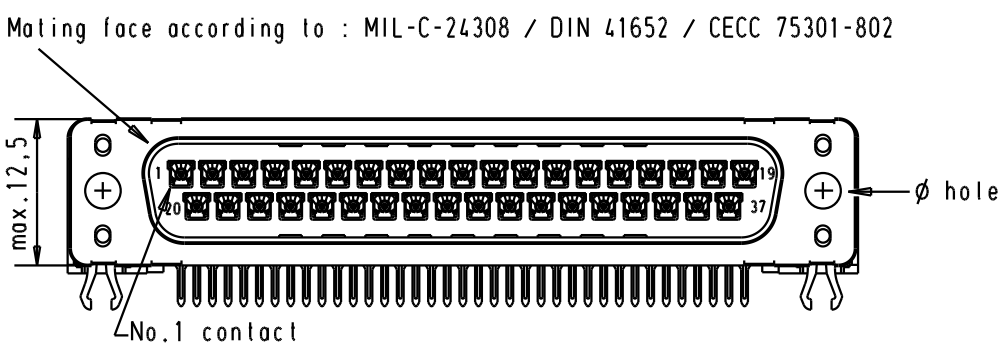

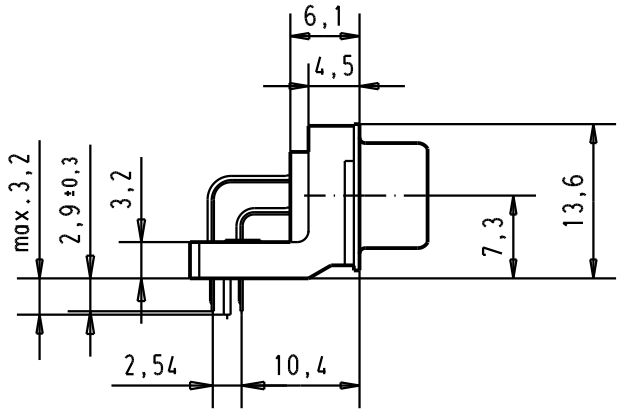

Printed board layout
component side

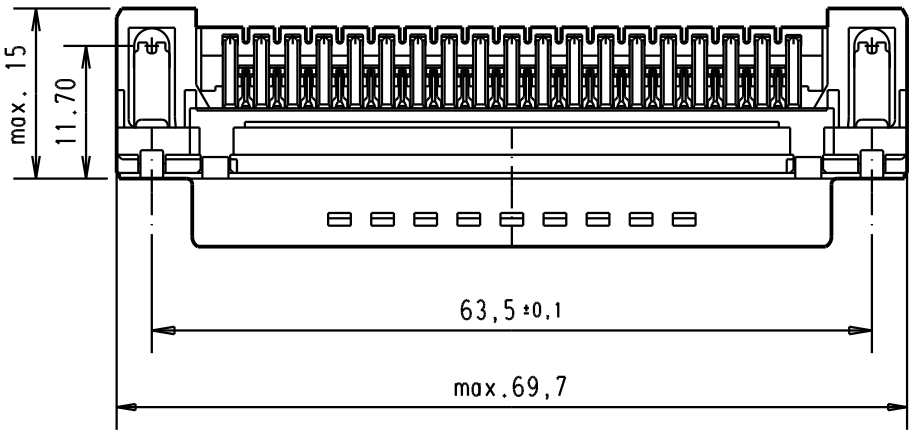

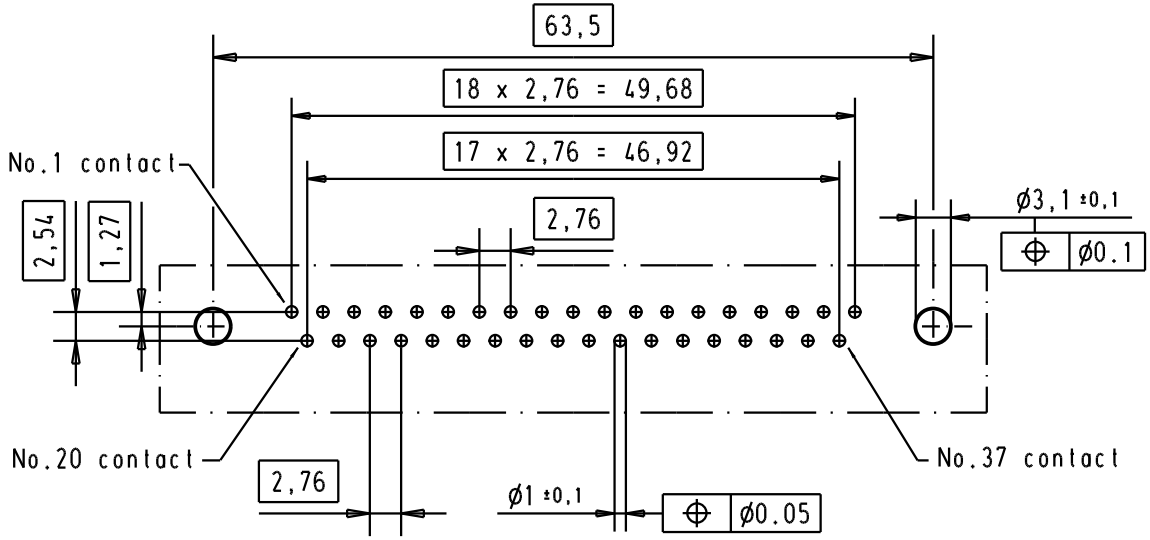

Connector retention and insertion forces on the PCB = 25 / 80 newtons

Part number	ø hole	Performance level	Mod.	Dat.	Name
09 65 466 3810	3.1 ± 0.1	1			
09 65 466 6810	3.1 ± 0.1	2	31892	22/04/04	JH
09 65 466 7810	3.1 ± 0.1	3	29723	05/03/02	CV

	Dat.	Name
Detail.	05/03/02	CV
Insp.		
Stand.		

All Dim. in mm
Orig. Size DIN A 4

D-Sub, high temperature, male, standard, 37 poles, with solder pins 2.9, holes and grounding board lock.

Maßstab/ *Scale* 1.5:1

HARTING EURL
F-95972 Paris

TB 0965466x81x

Sub.

Blatt/ *Page* 1