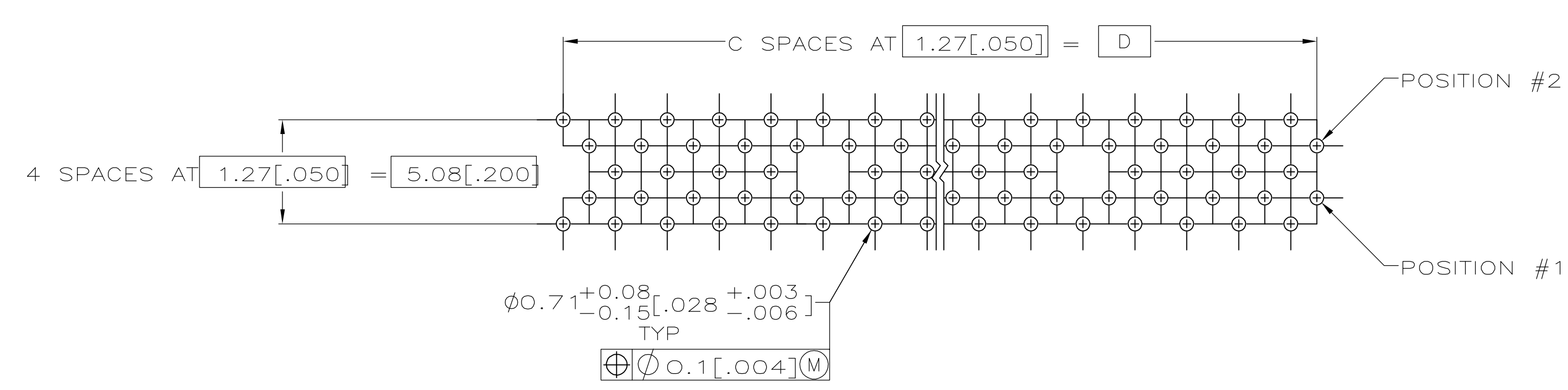
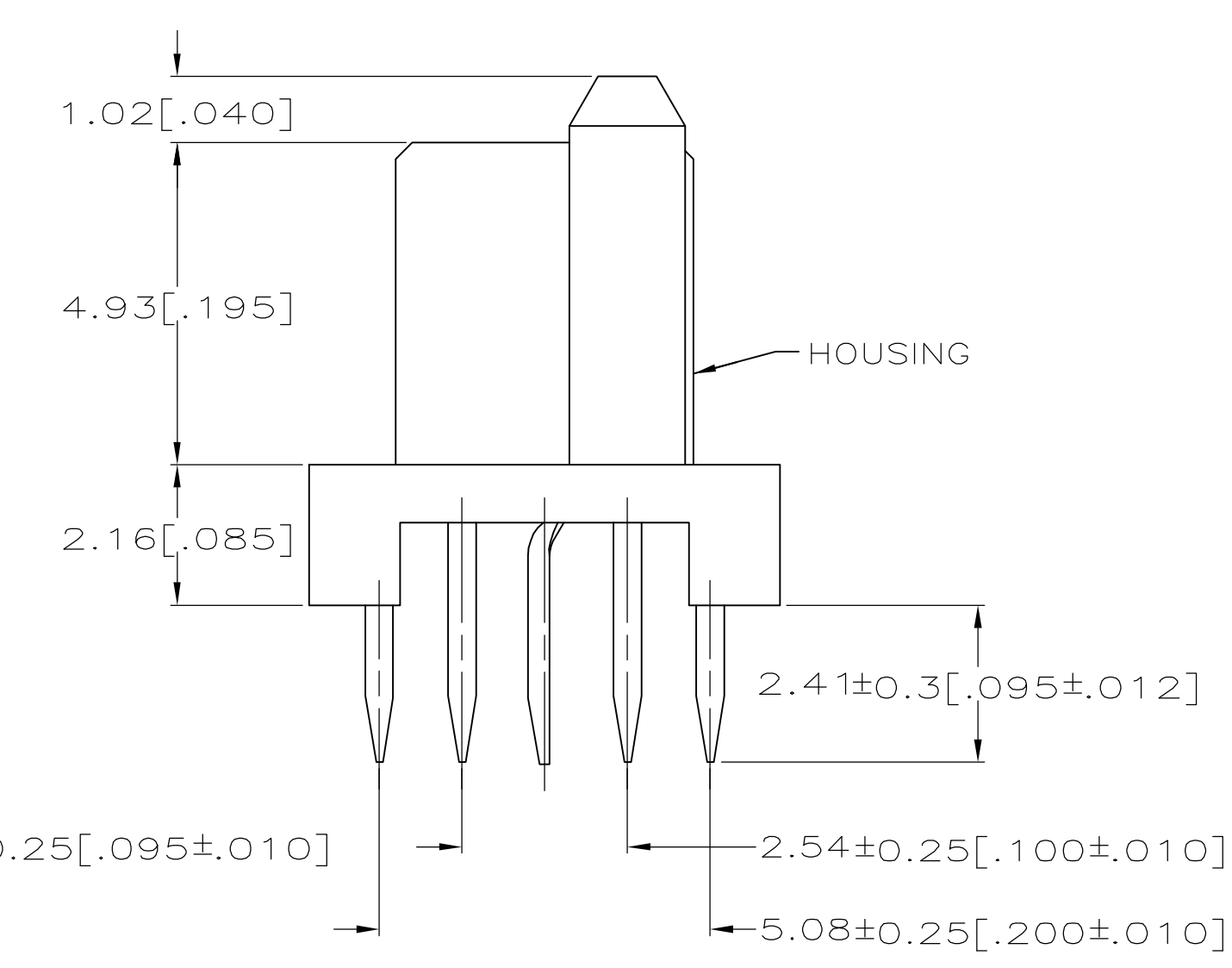
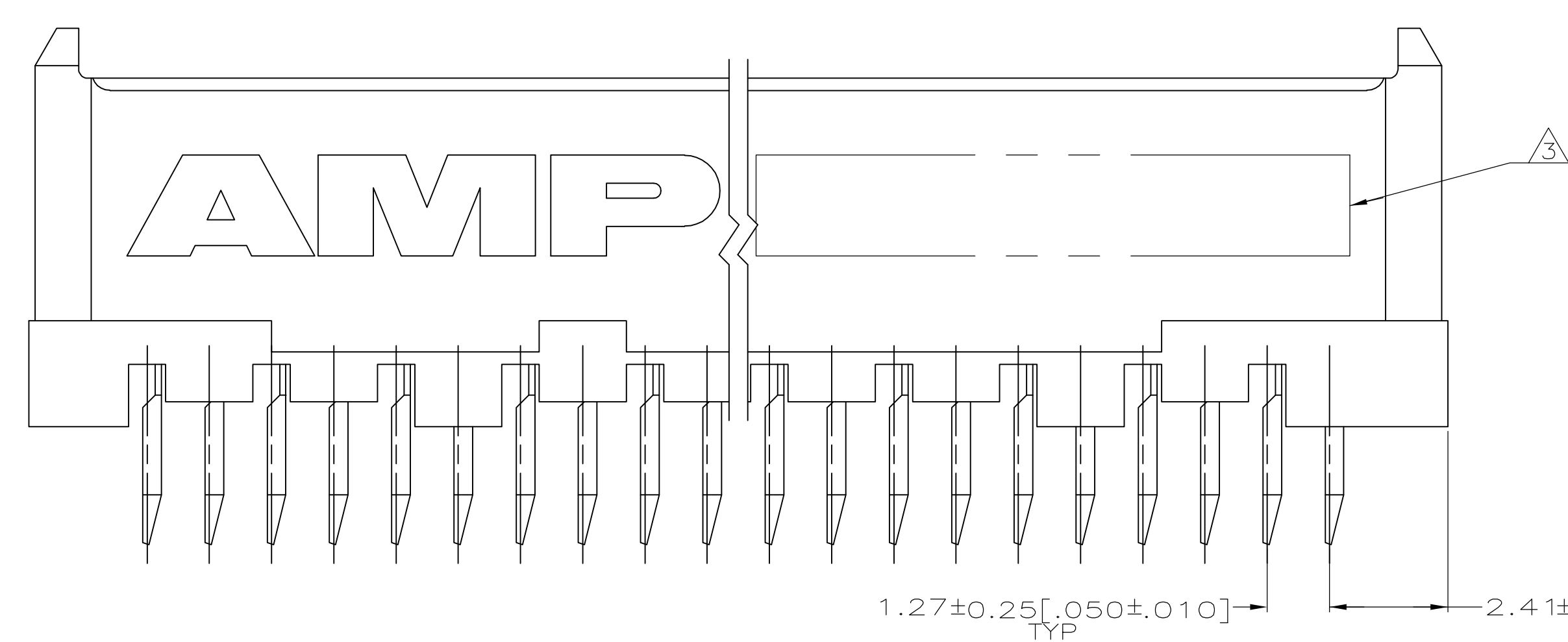


- ⚠ HOUSING: HIGH TEMPERATURE THERMOPLASTIC, COLOR NATURAL.
RECEPTACLE CONTACTS: PHOSPHOR BRONZE.
GROUND BUSES: PHOSPHOR BRONZE.
- ⚠ RECEPTACLE CONTACTS: 0.00076[.000030] MIN GOLD IN CONTACT AREA, 0.00254-0.00762[.000100-.000300] TIN-LEAD ON SOLDER TAIL, ALL OVER 0.00127-0.00254[.000050-.000100] NICKEL ON ENTIRE CONTACT.
- GROUND BUSES: 0.00076[.000030] MIN GOLD IN CONTACT AREA, 0.00254-0.00762[.000100-.000300] TIN-LEAD ON SOLDER TAIL, ALL OVER 0.00127-0.00254[.000050-.000100] NICKEL ON ENTIRE BUS.
- ⚠ DATE CODE MARKED IN AREA INDICATED, ON SAME SIDE AS AMP LOGO.



RECOMMENDED PC BOARD HOLE LAYOUT
(VIEWED FROM CONNECTOR SIDE)

151.13 [5.950]	119	153.34 [6.037]	155.96 [6.140]	240	1-536279-1
138.43 [5.450]	109	140.64 [5.537]	143.26 [5.640]	220	1-536279-0
125.73 [4.950]	99	127.94 [5.037]	130.56 [5.140]	200	536279-9
113.03 [4.450]	89	115.24 [4.537]	117.86 [4.640]	180	536279-8
100.33 [3.950]	79	102.54 [4.037]	105.16 [4.140]	160	536279-7
OBSOLETE 87.63 [3.450]	69	89.84 [3.537]	92.46 [3.640]	140	536279-6
74.93 [2.950]	59	77.14 [3.037]	79.76 [3.140]	120	536279-5
62.23 [2.450]	49	64.44 [2.537]	67.06 [2.640]	100	536279-4
49.53 [1.950]	39	51.74 [2.037]	54.36 [2.140]	80	536279-3
36.83 [1.450]	29	39.01 [1.537]	41.66 [1.640]	60	536279-2
24.13 [0.950]	19	26.34 [1.037]	28.96 [1.140]	40	536279-1
D	C	B	A	NO OF POS	PART NUMBER

THIS DRAWING IS A CONTROLLED DOCUMENT.		DWN J.GERACE 3-27-92	Tyco Electronics Corporation Harrisburg, PA 17105-3608
DIMENSIONS: mm [INCHES]		CHK J.GERACE 3-27-92	
TOLERANCES UNLESS OTHERWISE SPECIFIED:		APP'D J.GERACE 3-27-92	NAME: RECEPTACLE ASSEMBLY, VERTICAL, .095 TAIL, BOARD TO BOARD, MICROSTRIP
0 PLC ± -	1 PLC ± -	PRODUCT SPEC 108-1272	SIZE: 114-11005
2 PLC ± -	3 PLC ± 0.13 [0.005]	APPLICATION SPEC	RESTRICTED TO
4 PLC ± -	ANGLES ± -	WEIGHT -	A1 00779 ©=536279
MATERIAL 1	FINISH 2	CUSTOMER DRAWING	SCALE 10:1 SHEET 1 OF 1 REV H