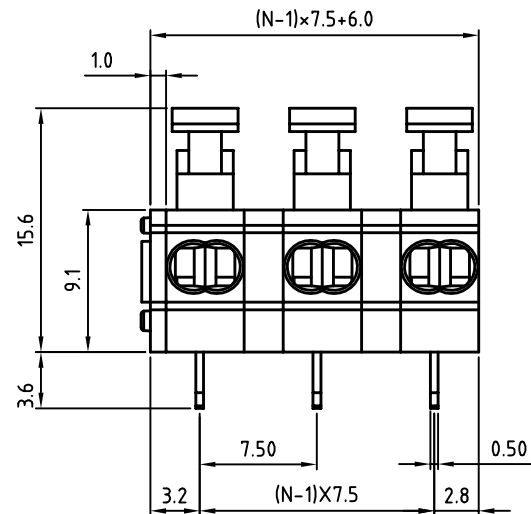
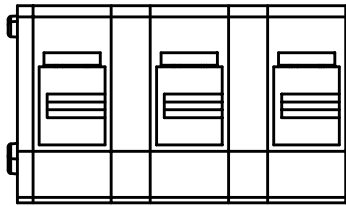
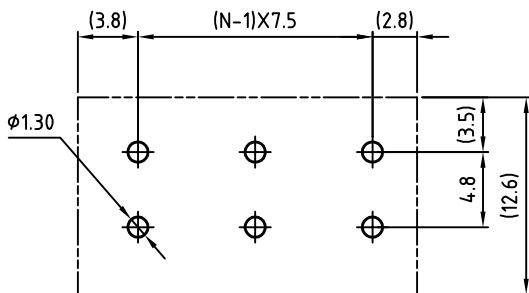
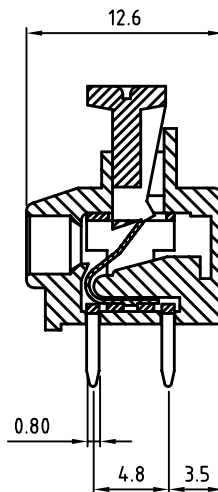


SIGN	DATE	DESCRIPTION	APPROVER
		<b>THIS IS CAD DRAWING, DO NOT REVISE MANUALLY!!!</b>	



N=NUMBER OF CONTACTS



P.C.B. LAYOUT

**Material**

- Terminal body (Contact pin): Brass
- Wire guard: Stainless steel
- Surface of solder tail: Tin plated
- Insulator (housing): Thermoplastic (UL94V-0)

**Electrical cULus**

- Voltage rating: 300VAC
- Current rating: 10A
- Wire range:
  - Solid wire: 2×AWG 18-24
  - Stranded wire: 2×AWG 18-24
- Wire strip length: 6-7mm
- Withstanding Voltage: 1.6KV
- Operating temperature: -30°C to +105°C
- Soldering temperature: 250°C±10°C/5 Sec

RoHS Compliant

PART NUMBER:

**OSTHBXX2280**

No. of Poles

- 02: 2 Poles
- 03: 3 Poles
- 12: 12 Poles

COLOR

- 0: Black
- 5: Green
- 6: Blue
- 8: Grey (Standard)



THESE DRAWINGS AND SPECIFICATIONS ARE THE PROPERTY OF ON-SHORE TECHNOLOGY, INC. AND SHALL NOT BE REPRODUCED, COPIED OR USED IN ANY MANNER WITHOUT THE PRIOR WRITTEN CONSENT OF ON-SHORE TECHNOLOGY, INC.

TITLE		OSTHB - 7.5mm series double wire				
PART NO.	OSTHBXX2280	DWG NO.	OSTHBXX2280.DWG			
APPROVED	CHECKED	DESIGNED	DRAWN	CUST NO.	Tolerance	
Shi Jun 2006.11.01	Marvin 2006.10.05	Marvin 2006.10.05	Marvin 2006.10.05		X. ±0.50 X.X ±0.30 X.XX ±0.10 X° ±1°	
				UNIT: mm		
				SCALE: NONE		
				SHEET: 01/01	REV.: B	