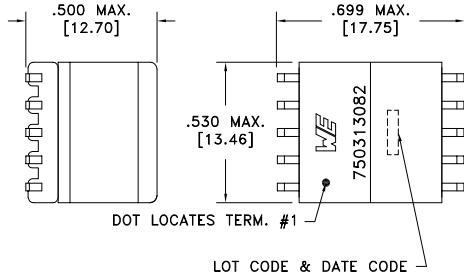
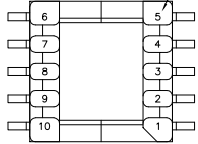


CUSTOMER TERMINAL	RoHS	LEAD(Pb)-FREE
Sn96%, Ag4%	Yes	Yes

more than you expect

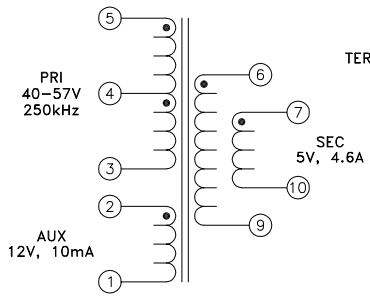


TERM. NO.'s FOR REF. ONLY

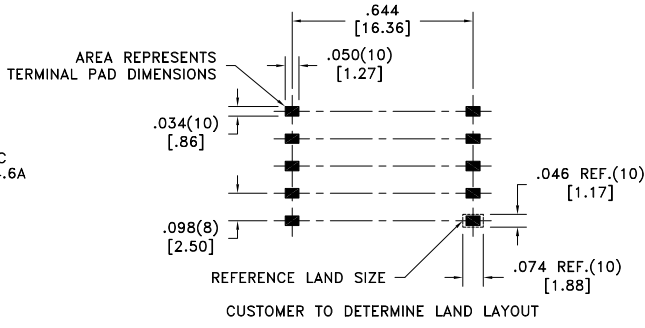


DOT LOCATES TERM. #1

LOT CODE & DATE CODE



Application of the transformer allows for the leadwires between terminals 6&7 and 9&10 to solder bridge.



ELECTRICAL SPECIFICATIONS @ 25°C unless otherwise noted:

PARAMETER	TEST CONDITIONS	VALUE
D.C. RESISTANCE	1-2 @20°C	0.123 ohms ±10%
D.C. RESISTANCE	3-5 @20°C	0.068 ohms ±20%
D.C. RESISTANCE	6-10 tie(6+7, 9+10), @20°C	0.005 ohms max.
INDUCTANCE	3-5 10kHz, 100mVAC, Ls	37uH ±10%
SATURATION CURRENT	20% rolloff from initial	3A
LEAKAGE INDUCTANCE	3-5 tie(1+2, 6+7+9+10), 100kHz, 50mVAC, Ls	375nH typ., 600nH max.
DIELECTRIC	1-10 tie(2+3, 6+7), 3000VDC, 1 second	2400VDC, 1 minute
DIELECTRIC	1-5 625VAC, 1 second	500VAC, 1 minute
URNS RATIO	(5-4):(4-3)	1:1, ±1%
URNS RATIO	(5-3):(2-1)	1.8:1, ±1%
URNS RATIO	(5-3):(6-10), tie(6+7, 9+10)	4.5:1, ±1%

GENERAL SPECIFICATIONS:

OPERATING TEMPERATURE RANGE: -40°C to +125°C including temp rise.

Safety Standard Undefined.

Wire insulation & RoHS status not affected by wire color.  
Wire insulation color may vary depending on availability.

REV.	DATE	Packaging Specifications Method: <b>Tape &amp; Reel</b> PKG-0499 www.we-online.com/midcom		Tolerances unless otherwise specified: Angles: ±1° Fractions: ±1/64 Decimals: ±.005 [.13] Footprint: ±.005 [.13]	DRAWING TITLE <b>TRANSFORMER</b>	PART NO. <b>750313082</b>
6A	11/14	SEE REVISION SHEET FOR REVISION LEVEL		This drawing is dual dimensioned. Dimensions in brackets are in millimeters.	eiSos p/n: 750313082	SPECIFICATION SHEET 1 OF 1