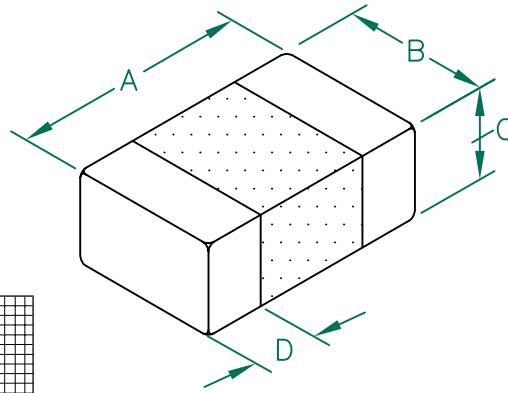


LI0805G301R-10

UNCONTROLLED DOCUMENT

PHYSICAL DIMENSIONS:

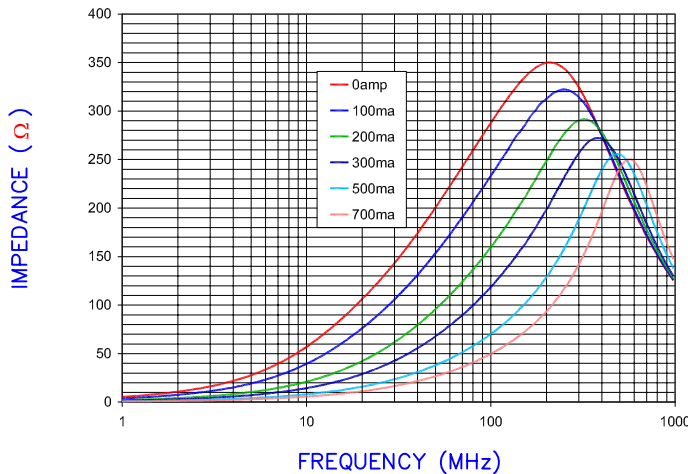
A	2.00 [.079]	\pm 0.20 [.008]
B	1.25 [.049]	\pm 0.20 [.008]
C	0.90 [.035]	\pm 0.20 [.008]
D	0.51 [.020]	\pm 0.25 [.010]



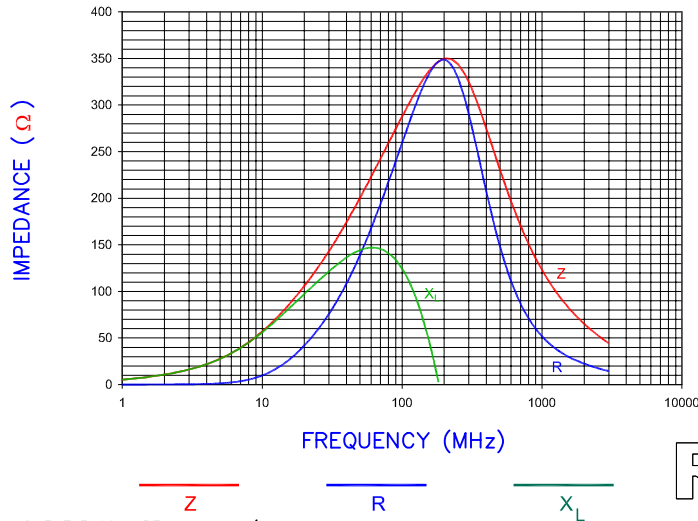
ELECTRICAL CHARACTERISTICS:			
	Z @ 100MHz (Ω)	DCR (Ω)	Rated Current
Nominal	300		
Minimum	225		
Maximum	375	0.2	700 mA

- NOTES: UNLESS OTHERWISE SPECIFIED
1. TAPED AND REELED per CURRENT EIA SPECIFICATIONS 7" REELS, 4000 PCS/REEL, PAPER TAPE.
 2. COMPONENTS SHOULD BE ADEQUATELY PREHEATED BEFORE SOLDERING.
 3. TERMINATION FINISH IS 100% TIN.
 4. OPERATING TEMP. RANGE: $-40^{\circ}\text{C} \sim +125^{\circ}\text{C}$. (INCLUDING SELF-HEATING)

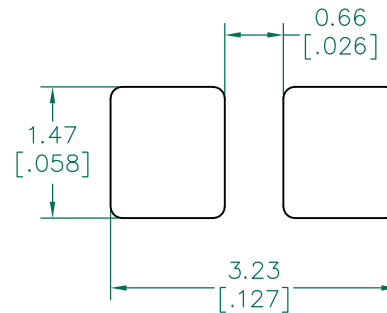
Z vs FREQUENCY
IMPEDANCE UNDER DC BIAS



FREQUENCY (MHz)
|Z|, R, AND X vs. FREQUENCY

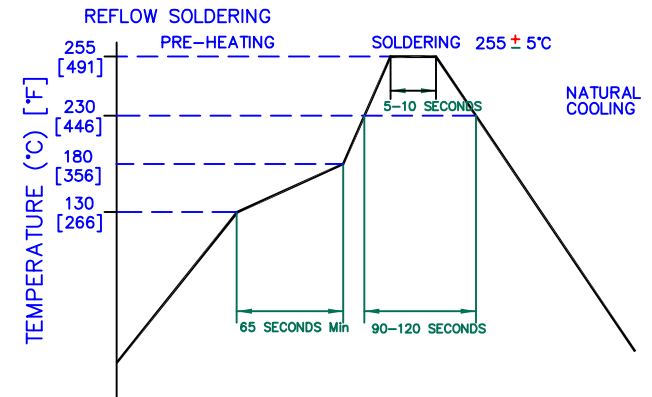


LAND PATTERNS FOR REFLOW SOLDERING



(For wave soldering, add 0.763 [.030] to this dimension.)

RECOMMENDED SOLDERING CONDITIONS



DIMENSIONS ARE IN mm [INCHES].				This print is the property of Laird Tech. and is loaned in confidence subject to return upon request and with the understanding that no copies shall be made without the written consent of Laird Tech. All rights to design or invention are reserved.			
D	ADD OPERATING TEMPERATURE UPDATE LAIRD LOGO AND REFLOW CURVE	08/05/13	QU	PROJECT/PART NUMBER:	REV	PART TYPE:	DRAWN BY:
C	CHANGE TO PAPER TAPE	03/04/10	JUN	LI0805G301R-10	D	CO-FIRE	JRK
B	UPDATE COMPANY LOGO ADD ROHS SYM	07/21/08	JRK	DATE:	SCALE:	NTS	SHEET:
A	ORIGINAL DRAFT	04/13/04	JRK	04/13/04			
REV	DESCRIPTION	DATE	INT	GAD #	TOOL #		
				LI0805G301R-10-D	-		2 of 2

