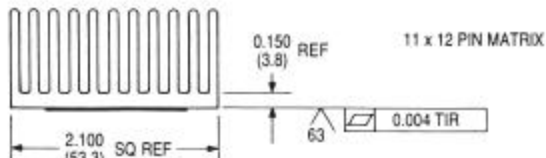
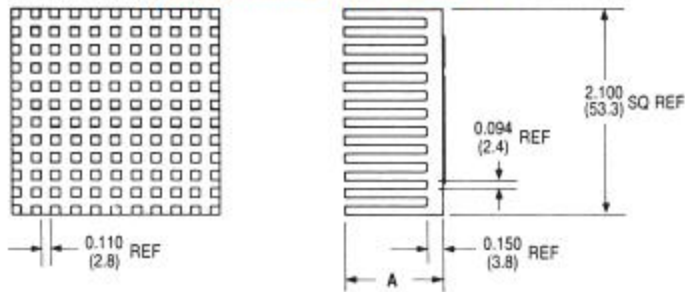


| Standard P/N | Base Dimensions<br>in. (mm) | Dimensions "A"<br>in. (mm) | Typical Applications | Heat Sink Finish | Weight<br>lbs. (grams) |
|--------------|-----------------------------|----------------------------|----------------------|------------------|------------------------|
| 698-40AB     | 2.100 (53.3) sq.            | 0.400 (10.2) sq.           | 45mm BGA             | Black Anodized   | 0.075 (34.02)          |
| 698-65AB     | 2.100 (53.3) sq.            | 0.650 (16.5) sq.           | 45mm BGA             | Black Anodized   | 0.119 (53.86)          |
| 698-80AB     | 2.100 (53.3) sq.            | 0.800 (20.3) sq.           | 45mm BGA             | Black Anodized   | 0.125 (56.70)          |
| 698-100AB    | 2.100 (53.3) sq.            | 1.000 (25.4) sq.           | 45mm BGA             | Black Anodized   | 0.144 (65.20)          |

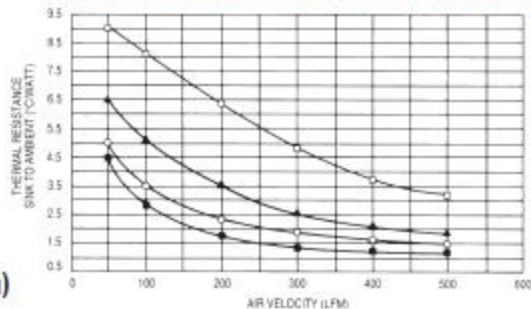
Notes: 1. Optional factory preapplied pressure-sensitive adhesive. See Page 3

## MECHANICAL DIMENSIONS



Dimensions: in. (mm)

## FORCED CONVECTION THERMAL PERFORMANCE DATA (FLOW PARALLEL TO EXTRUSION DIRECTION)



KEY: □ 698-40AB ▲ 698-65AB ○ 698-80AB ■ 698-100AB