

ELR H3-ES-SC-230AC/500AC-0,6


Order No.: 2900686

The figure shows the 9 A version

<http://eshop.phoenixcontact.de/phoenix/treeViewClick.do?UID=2900686>

"2 in 1" hybrid motor starter for starting 3~ AC motors up to 550 V AC, with 230 V AC input, 0.6 A output current, and emergency stop function.



Commercial data	
GTIN (EAN)	 4 046356 527750
sales group	G410
Pack	1 pcs.
Customs tariff	85364900

Product notes

WEEE/RoHS-compliant since:
03/01/2010

<http://www.download.phoenixcontact.com>
Please note that the data given here has been taken from the online catalog. For comprehensive information and data, please refer to the user documentation. The General Terms and Conditions of Use apply to Internet downloads.

Technical data

Input data

Mains frequency	40 Hz
	100 Hz
Rated control supply voltage U_s	230 V AC

Rated control supply voltage range with reference to U_s	0.4 ... 1.1
Rated control supply current I_s	3.5 mA
Rated actuating voltage U_c	230 V AC
Rated actuating voltage range with reference to U_c	0.4 ... 1.1
Rated actuating current I_c	7 mA
Switching threshold "0" signal, voltage	44 V AC
Switching threshold "1" signal voltage	85 V AC
Protective circuit	Surge protection
Typical response time	< 35 ms
Typical turn-off time	< 80 ms
Operating voltage display	Green LED
Status display	Yellow LED
Indication	Red LED

Output data, load relay

Output name	AC output
Nominal output voltage	500 V AC
Nominal output voltage range	48 V AC ... 550 V AC
Load current	max. 600 mA (see derating curve)
Leakage current	0 mA
Residual voltage	< 0.2 V
Surge current	100 A (t = 10 ms)
Type of protection	Surge protection
Output name	Acknowledge output
Note	Confirmation 01: Floating PDT contact
Nominal output voltage	max. 253 V AC 0% ... 100% (300 V DC)
Continuous load current	2 A

Output data, signaling contact

Measuring via	Current transformer for line current on L1 and L3
---------------	---

Connection data

Connection method	Screw connection
Conductor cross section solid min.	0.14 mm ²
Conductor cross section solid max.	2.5 mm ²

Conductor cross section stranded min.	0.14 mm ²
Conductor cross section stranded max.	2.5 mm ²
Conductor cross section AWG/kcmil min.	26
Conductor cross section AWG/kcmil max	12

General data

Width	22.5 mm
Height	99 mm
Depth	114.5 mm
Test voltage input/output	4 kV _{rms}
Ambient temperature (operation)	-25 °C ... 70 °C
Ambient temperature (storage/transport)	-25 °C ... 70 °C
Mounting position	Vertical (horizontal DIN rail)
Assembly instructions	Can be aligned with spacing = 20 mm
Operating mode	100% operating factor
Degree of protection	IP20
Name	Standards/regulations
Standards/regulations	DIN EN 50178
	EN 60947
Name	Power station requirements
Standards/regulations	DWR 1300 / ZXX01/DD/7080.8d
Name	Air and creepage distances between the power circuits
Standards/regulations	DIN EN 50178
Rated surge voltage / insulation	4 kV/safe isolation
Rated insulation voltage	500 V
Pollution degree	2
Surge voltage category	III

Certificates / Approvals

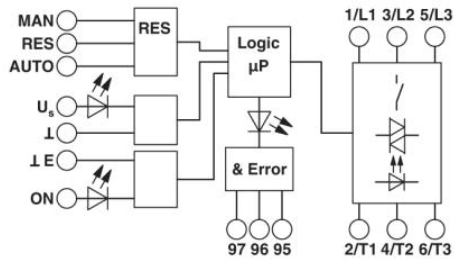


Certification CB, CUL Listed, UL Listed

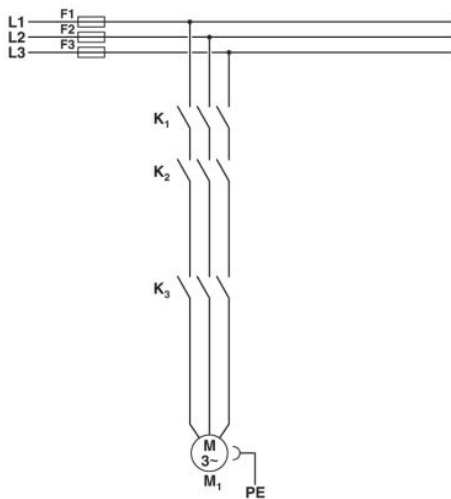
Certification Ex: PTB

Diagrams/Drawings

Block diagram

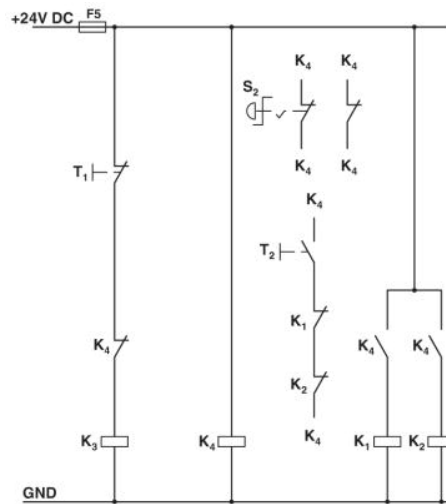


Circuit diagram



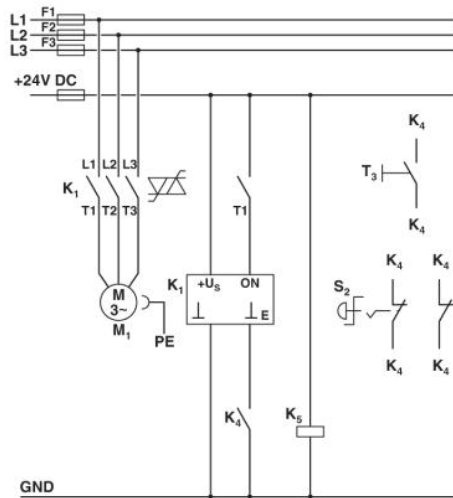
Conventional structure

Main current path for contactor according to category 3
 K1 + K2 = Emergency stop contactor
 K3 = Right contactor



Conventional structure

Control current path for contactor according to category 3
 K1 + K2 = Emergency stop contactor
 K3 = Right contactor
 K4 = PSR SCP-24DC.../safety relay
 T1 = Right, T3 = Reset
 S2 = Emergency stop



Structure with CONTACTRON

Main and control current path for "2 in 1" hybrid motor starter according to category 3

K1 = "2 in 1" hybrid motor starter

K4 = PSR SCP-24DC.../safety relay

T1 = Right, T3 = Reset

S2 = Emergency stop

Address

PHOENIX CONTACT Inc., USA
586 Fulling Mill Road
Middletown, PA 17057, USA
Phone (800) 888-7388
Fax (717) 944-1625
<http://www.phoenixcon.com>



© 2011 Phoenix Contact
Technical modifications reserved;