THIS DRAWING IS UNPUBLISHED. RELEASED FOR PUBLICATION -,- .
© COPYRIGHT - BY TYCO ELECTRONICS CORPORATION. ALL RIGHTS RESERVED.

LOC	DIST
H	—

REVISIONS

P	LTR	DESCRIPTION	DATE	DWN	APVD
	C	EHC0-0195-04	06-07-04	DvdB	BM
	D	EH10-0680-05	06-06-05	BSV	BM
	D1	ECR-06-002635	07-02-06	BSV	BM

CONNECTOR ASSEMBLY
EXEMPLARY LOADED

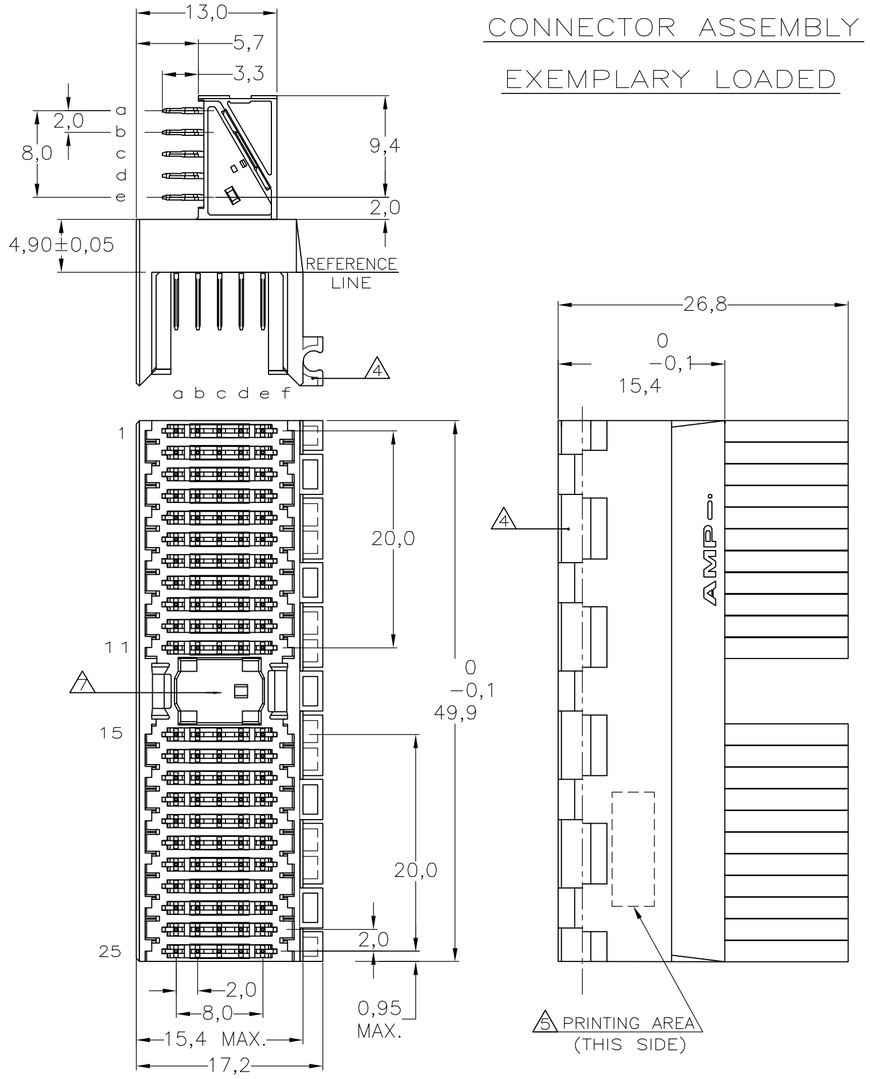

CONTACT DIMENSIONS

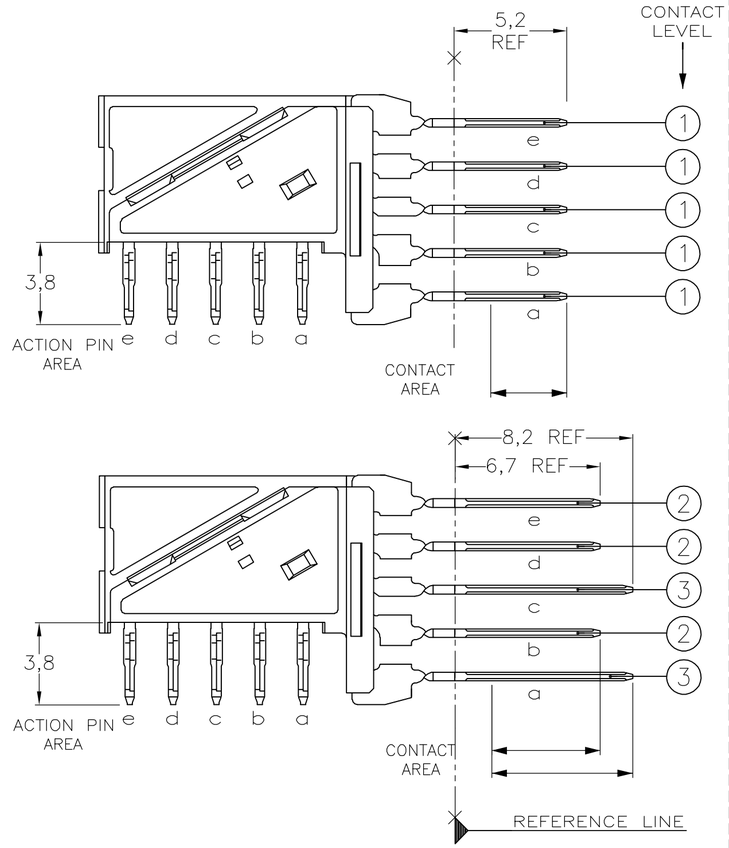

RECOMMENDED PCB-HOLE LAY-OUT
COMPONENT SIDE SHOWN

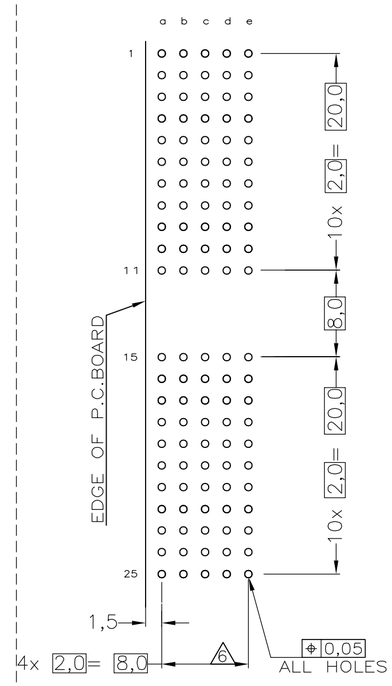

P.C.B. HOLE DIM. ACTION PIN
FOR DETAILS SEE
APPLICATION SPECIFICATION

CONTACT LAYOUT

	a	b	c	d	e
1	1	1	1	1	1
2	1	1	1	1	1
3	1	1	1	1	1
4	1	1	1	1	1
5	1	1	1	1	1
6	1	1	1	1	1
7	1	1	1	1	1
8	1	1	1	1	1
9	1	1	1	1	1
10	3	2	3	2	2
11	1	1	1	1	1
MULTI PURPOSE CENTRE					
15	1	1	1	1	1
16	1	1	1	1	1
17	1	1	1	1	1
18	1	1	1	1	1
19	1	1	1	1	1
20	1	1	1	1	1
21	1	1	1	1	1
22	1	1	1	1	1
23	1	1	1	1	1
24	1	1	1	1	1
25	1	1	1	1	1

188396

NOTES:

1. MATERIAL HOUSING : GREY GLASSFILLED POLYESTER UL-RATING V0
   CONTACT : PHOSPHORBRONZE
2. GENERAL PLATING SPECIFICATION: UNDERPLATING (ENTIRE CONTACT): 1,27µm NICKEL MIN. AND ACTION PIN: 0,5µm TIN-LEAD MIN. FOR PLATING OF MATING SURFACES SEE APPLICABLE SPECIFICATION REFERENCE FOR EACH DASH NUMBER.
3. CONFORMS TO ALL TESTING ACCORDING IEC 61076-4-101 PERFORMANCE LEVEL 2.
4. CONNECTOR ASSEMBLY WITH LATCH HINGE FOR CABLE CONNECTOR.
5. CONNECTOR PRINTED WITH PARTNUMBER AND DATECODE
6. PLATED-THROUGH HOLES AT 2x2mm SQUARE GRID.
7. AREA FOR KEYING PART (BASIC PART NUMBER 100525).

CONTACT FINISH	MATERIAL	PARTNUMBER
2 3	1	1-188396-1 4
2 3	1	188396-1

THIS DRAWING IS A CONTROLLED DOCUMENT.

DIMENSIONS: MM

TOLERANCES UNLESS OTHERWISE SPECIFIED:
0 PLC ± -
1 PLC ± -
2 PLC ± -
3 PLC ± -
4 PLC ± -
ANGLES ± -

MATERIAL -
FINISH -

DWN L.v.d.HEIJDEN 15DEC97
CHK D. TRUREN 15DEC97
APVD F.v.KONINGSBRUGGE -
PRODUCT SPEC
APPLICATION SPEC 114-19029
WEIGHT -

tyco Electronics — Tyco Electronics Corporation s-HertogenBosch,Netherlands,

NAME Z-PACK 2MM HM TYPE A 110 POS. RIGHT ANGLE MALE CONNECTOR ASSEMBLY

SIZE	CAGE CODE	DRAWING NO	RESTRICTED TO
A2	00779	C-188396	—

CUSTOMER DRAWING | SCALE NTS | SHEET 1 OF 1 | REV D1