

CGA2B3X7R1H104M050BD

TDK Item Description : CGA2B3X7R1H104MT***B



Equivalent C1005X7R1H104M for Automotive

Application & Main Feature

Automotive Grade (Conductive Epoxy Application)

Series

CGA2(1005) [EIA CC0402]



Dimensions

- L 1.00mm +/-0.15mm
- W 0.50mm +/-0.1mm
- T 0.50mm +/-0.1mm
- B 0.10mm Min.
- G 0.30mm Min.

Temperature Characteristic

X7R (-55 to 125 degC +/-15%)

Rated Voltage

1H (50Vdc)

Capacitance

100nF

Capacitance Tolerance

M (+/-20%)

Dissipation Factor

5% Max.

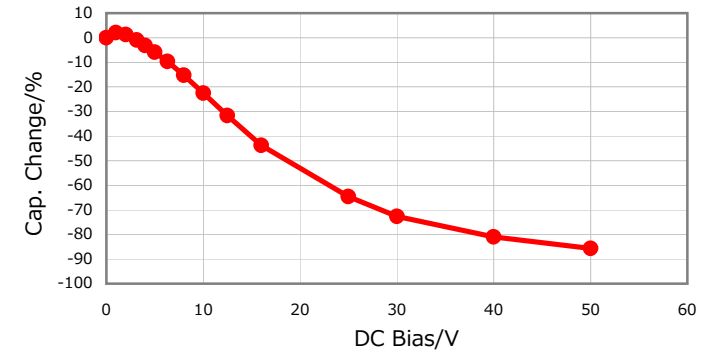
Insulation Resistance

5Gohm Min.

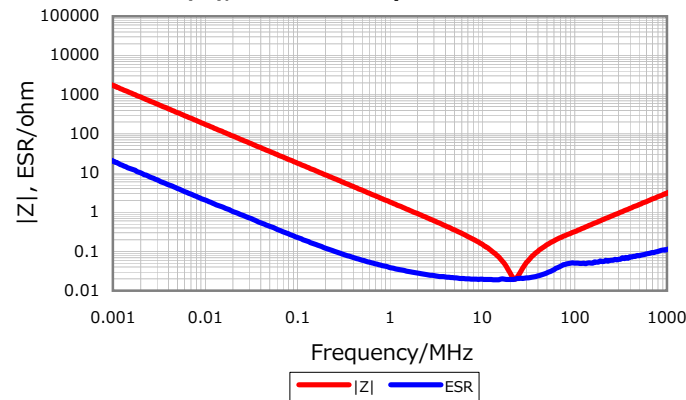
AEC-Q200

Yes

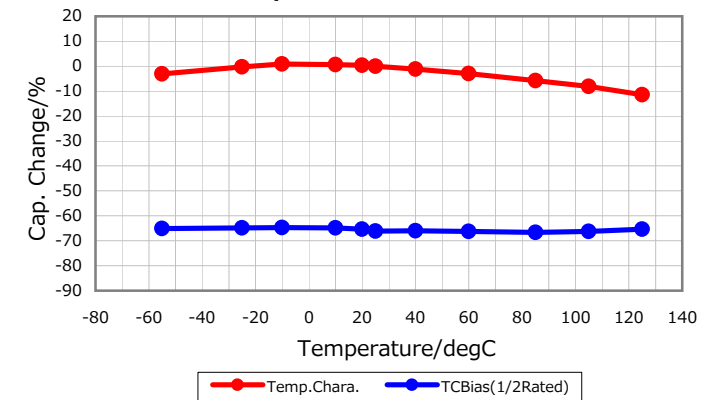
DC Bias Characteristic



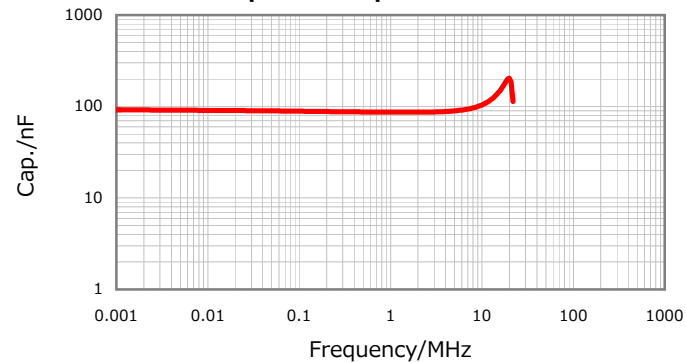
|Z|, ESR vs. Freq. Characteristics



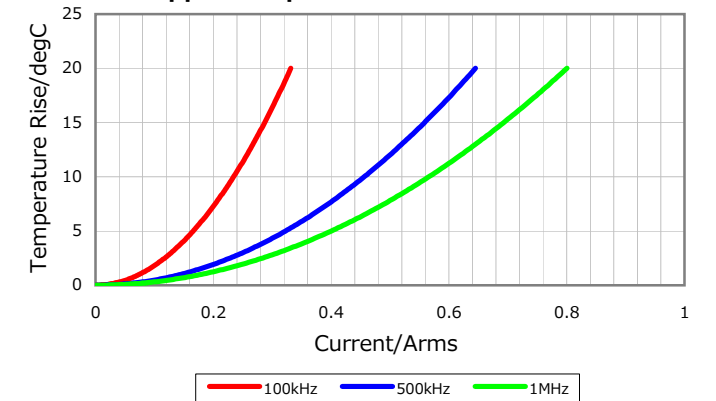
Temperature Characteristics



Cap. vs. Freq. Characteristic



Ripple Temperature Rise Characteristics



Characterization Sheet (Multilayer Ceramic Chip Capacitors)



All specifications are subject to change without notice.

January 4, 2016