

# Printed-circuit board connector - MCV 0,5/12-G-2,54 SMDR56C1 - 1706100

Please be informed that the data shown in this PDF Document is generated from our Online Catalog. Please find the complete data in the user's documentation. Our General Terms of Use for Downloads are valid (<http://phoenixcontact.com/download>)

PCB headers, nominal current: 6 A, rated voltage (III/2): 160 V, number of positions: 12, pitch: 2.54 mm, color: black, contact surface: Gold, mounting: SMD soldering, Fixed coding of the first position, can be combined with the FMC 0,5/...-ST-2,54 C1 connector



The figure shows the 10-position version

## Why buy this product

- ✓ Designed for integration into the SMT soldering process
- ✓ Additional solder anchors reduce the mechanical strain on the soldering spots
- ✓ Gold-plated contacts ensure transfer quality remains stable over the long term
- ✓ Vertical connection enables multi-row arrangement on the PCB
- ✓ Supplied in tape-on-reel packing according to IEC 60286-3 for automated mounting



## Key Commercial Data

Packing unit	315 STK
Minimum order quantity	315 STK
GTIN	
GTIN	4046356842402

## Technical data

### Dimensions

Length [ l ]	4.8 mm
Width	35.02 mm
Pitch	2.54 mm
Dimension a	27.94 mm
Width [ w ]	35.02 mm
Height [ h ]	7.1 mm
Pin dimensions	0.64 x 0.64 mm
Length	4.8 mm

# Printed-circuit board connector - MCV 0,5/12-G-2,54 SMDR56C1 - 1706100

## Technical data

### General

Range of articles	MCV 0,5/...-G-SMD
Insulating material group	IIIa
Rated surge voltage (III/3)	2.5 kV
Rated surge voltage (III/2)	2.5 kV
Rated surge voltage (II/2)	2.5 kV
Rated voltage (III/3)	32 V
Rated voltage (III/2)	160 V
Rated voltage (II/2)	160 V
Connection in acc. with standard	EN-VDE
Nominal current $I_N$	6 A
Insulating material	LCP
Flammability rating according to UL 94	V0
Color	black
Number of positions	12

### Standards and Regulations

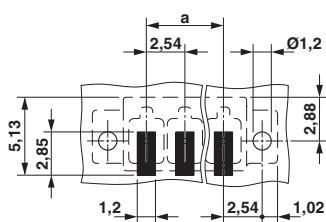
Connection in acc. with standard	EN-VDE
Flammability rating according to UL 94	V0

### Environmental Product Compliance

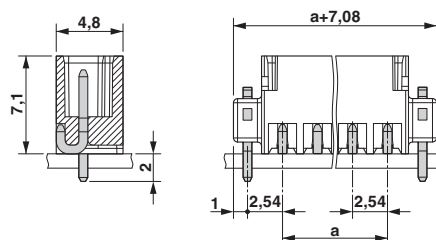
China RoHS	Environmentally friendly use period: unlimited = EFUP-e
	No hazardous substances above threshold values

## Drawings

Drilling diagram



Dimensional drawing



## Approvals

### Approvals

### Approvals


cULus Recognized / VDE Gutachten mit Fertigungsüberwachung / IECCE CB Scheme / EAC

# Printed-circuit board connector - MCV 0,5/12-G-2,54 SMDR56C1 - 1706100

## Approvals


Ex Approvals

### Approval details

cULus Recognized		<a href="http://database.ul.com/cgi-bin/XYV/template/LISEXT/1FRAME/index.htm">http://database.ul.com/cgi-bin/XYV/template/LISEXT/1FRAME/index.htm</a>	E60425-19920306
		B	C
Nominal voltage UN		150 V	50 V
Nominal current IN		6 A	6 A

VDE Gutachten mit Fertigungsüberwachung		<a href="http://www2.vde.com/de/Institut/Online-Service/VDE-gepruefteProdukte/Seiten/Online-Suche.aspx">http://www2.vde.com/de/Institut/Online-Service/ VDE-gepruefteProdukte/Seiten/Online-Suche.aspx</a>	40042258
Nominal voltage UN		160 V	
Nominal current IN		6 A	

IECEE CB Scheme		<a href="http://www.iecee.org/">http://www.iecee.org/</a>	DE1-55663-B1
Nominal voltage UN		160 V	
Nominal current IN		6 A	

EAC			B.01742
-----	---	--	---------

Phoenix Contact 2018 © - all rights reserved  
<http://www.phoenixcontact.com>

PHOENIX CONTACT GmbH & Co. KG  
 Flachsmarktstr. 8  
 32825 Blomberg  
 Germany  
 Tel. +49 5235 300  
 Fax +49 5235 3 41200  
<http://www.phoenixcontact.com>