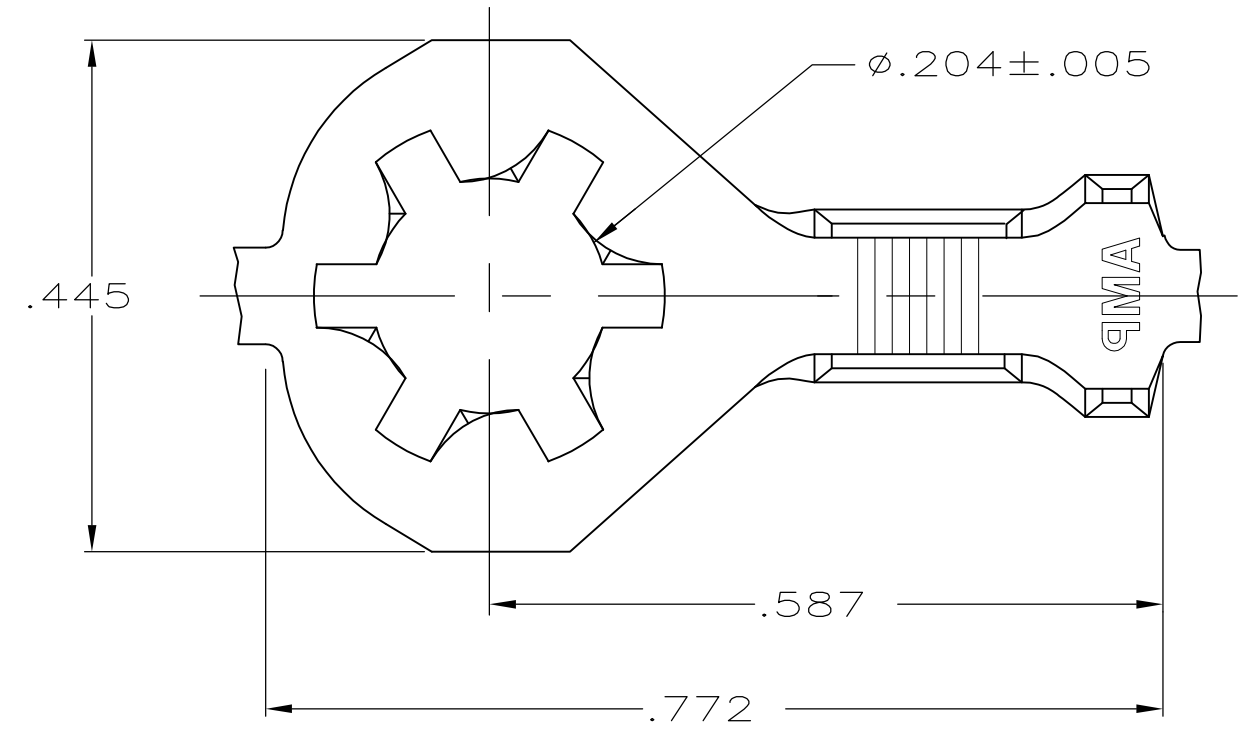
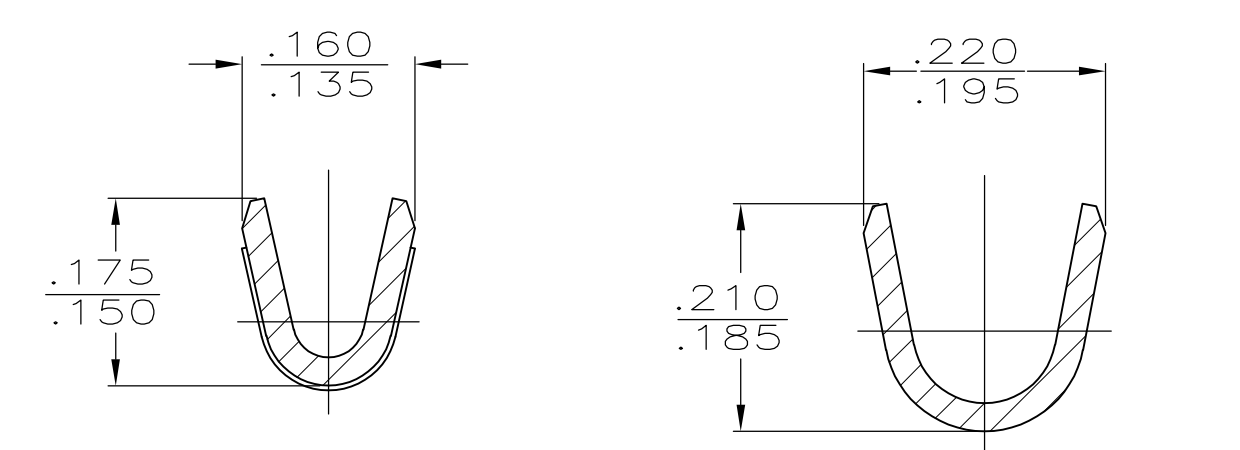


THIS DRAWING IS UNPUBLISHED. RELEASED FOR PUBLICATION
 © COPYRIGHT - By - ALL RIGHTS RESERVED.

LOC	DIST	REVISIONS			
P	LTR	DESCRIPTION	DATE	DWN	APVD
AF	50	P3	REVISED PER ECO-11-004820	11MAR11	RK HMR

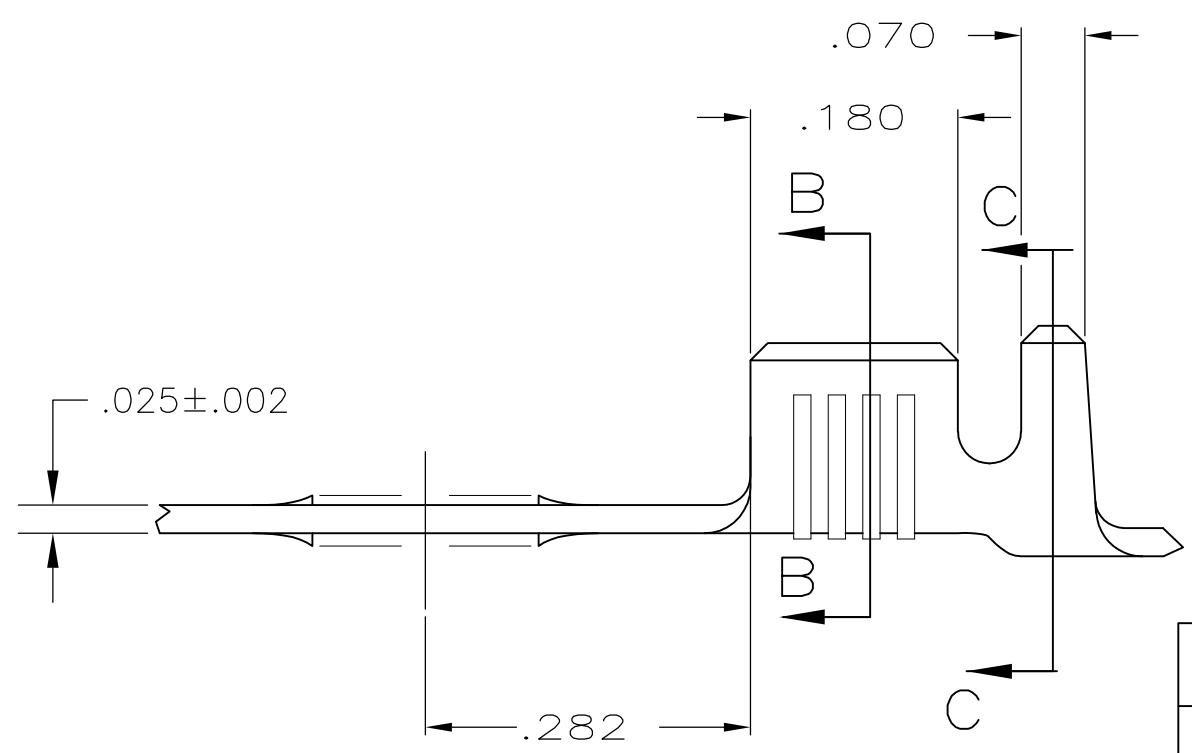


- 1 CONTINUOUS STRIP ON REELS
- 2 TIN PLATING.
- 3 WIRE SIZE IS #18-#14 AWG
- 4 INSULATION RANGE IS .105-.145 DIA
- 5 INTERLEAVING PAPER
- 6 PRELIMINARY - NOT FOR PRODUCTION



SECTION B-B

SECTION C-C



FINISH	MATERIAL	PART NO.
5	2 T2 STEEL	6 61795-7
	H04 BRASS	61795-6
	H04 BRASS	61795-3
OBSOLETE		61795-2
	T2 STEEL	61795-1

THIS DRAWING IS A CONTROLLED DOCUMENT.		DWN 5/15/87 D HOLLINGSWORTH	STE TE Connectivity	
		CHK 11/23/87 G YETTER		
DIMENSIONS: INCHES		APVD 12/2/87 R FRANTZ	NAME	
TOLERANCES UNLESS OTHERWISE SPECIFIED:		PRODUCT SPEC	RING	
0 PLC ± -		APPLICATION SPEC	SIZE	CAGE CODE
1 PLC ± -			A3	00779
2 PLC ± -		WEIGHT	DRAWING NO	RESTRICTED TO
3 PLC ± .015			C-61795	
4 PLC ± -				
ANGLES ± -				
MATERIAL SEE TABLE	FINISH SEE TABLE	CUSTOMER DRAWING		SCALE 6:1
				SHEET 1 OF 1
				REV P3