SHEET OF

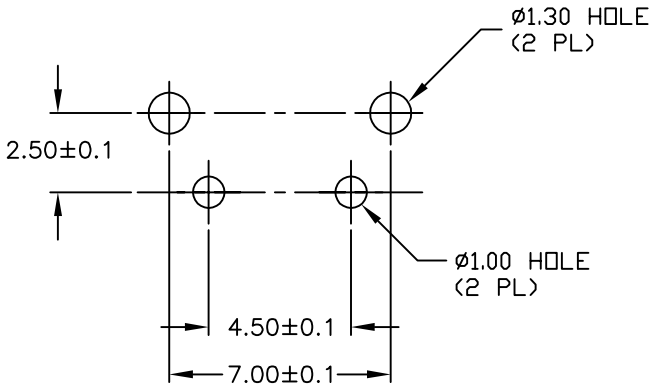

RECOMMENDED P.C.B. LAYOUT

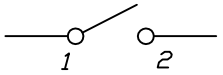

CIRCUIT: SPST

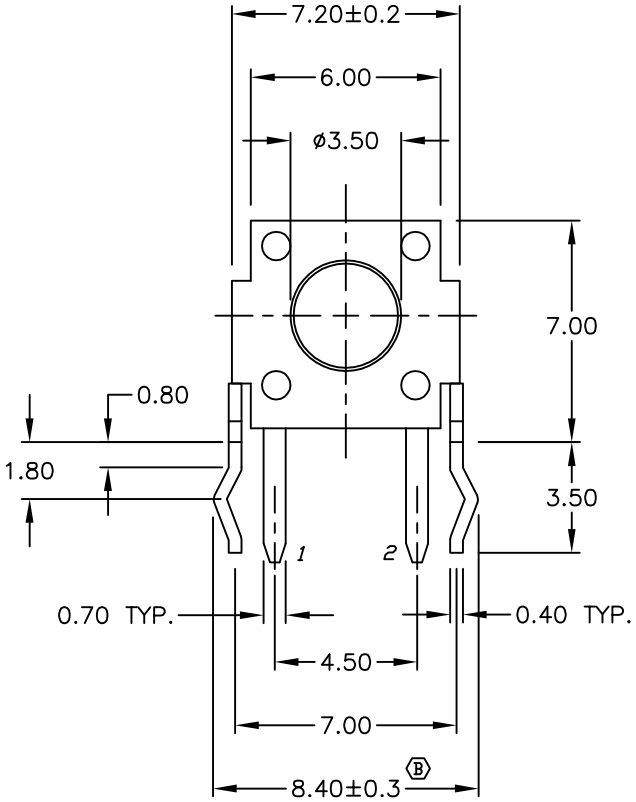

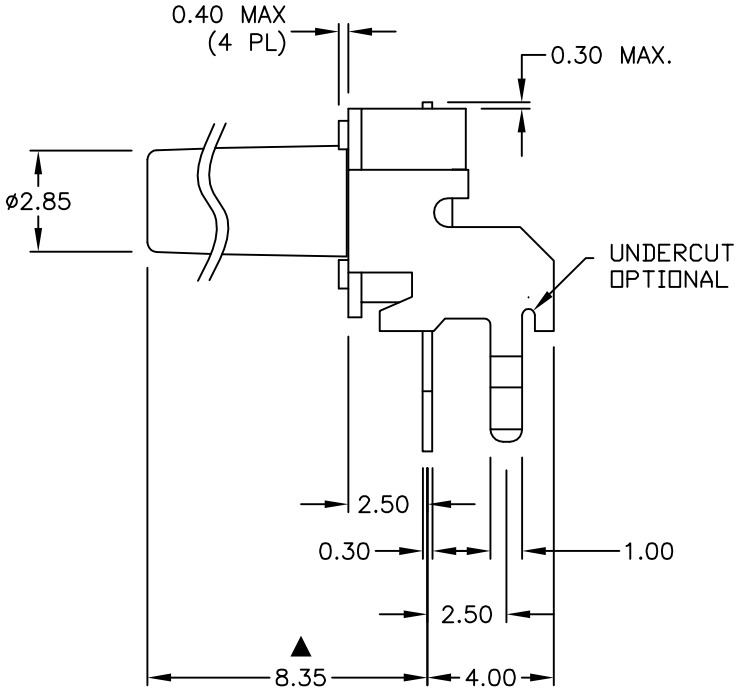

NOTES:

1. ALL DIMENSIONS IN MM
2. GENERAL TOLERANCE: X.X=±0.4
   X.XX=±0.25
3. TERM. NOS. FOR REF. ONLY
4. ▲ RATING: 50mA, @12V DC
5. TRAVEL: 0.25±0.1mm
6. ▲ OPERATING FORCE: 100±50gf
7. CONTACT RESISTANCE: 100 milliohms Max.
8. ELECTRICAL LIFE: 100,000 CYCLES MIN.
9. ▲ DENOTES CRITICAL PARAMETER.
10. ▲ ACTUATOR COLOR: BROWN
11. HOUSING COLOR: BLACK
12. 2002/95/EC (ROHS) COMPLIANT.

REV.	PCR No.	DESCRIPTION	DATE	CHKD
B	18313	LEG TOLERANCE WAS +/-0.1	11/12/08	BLR
A	12370	RELEASED	8/14/02	CJB

THE INFORMATION CONTAINED IN THIS DOCUMENT IS PROPRIETARY TO E-SWITCH AND IS NOT TO BE COPIED OR TRANSFERRED

E-SWITCH™

TITLE TL 1105 S F100 Q

SCALE	DATE	DR	DWG	REV
4:1	11/12/08	BLR	P020307	B