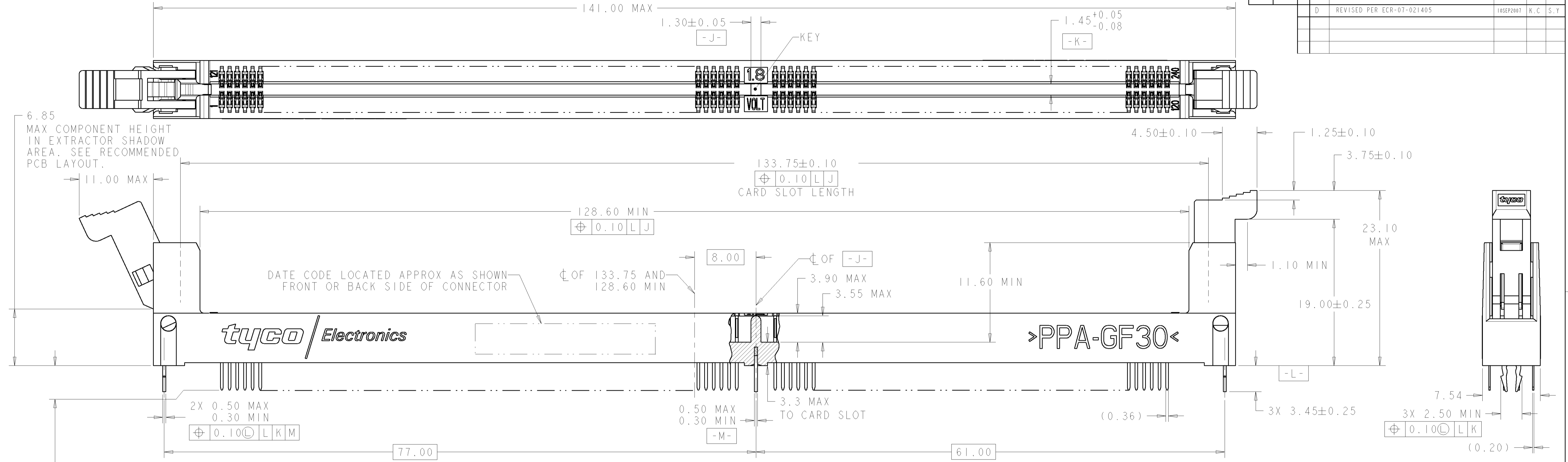


LOC	DISC	REV	DESCRIPTION	DATE	DWN	APVD
ES	00	D	REVISED PER ECR-07-021405	10SEP2007	K.C.	S.Y.

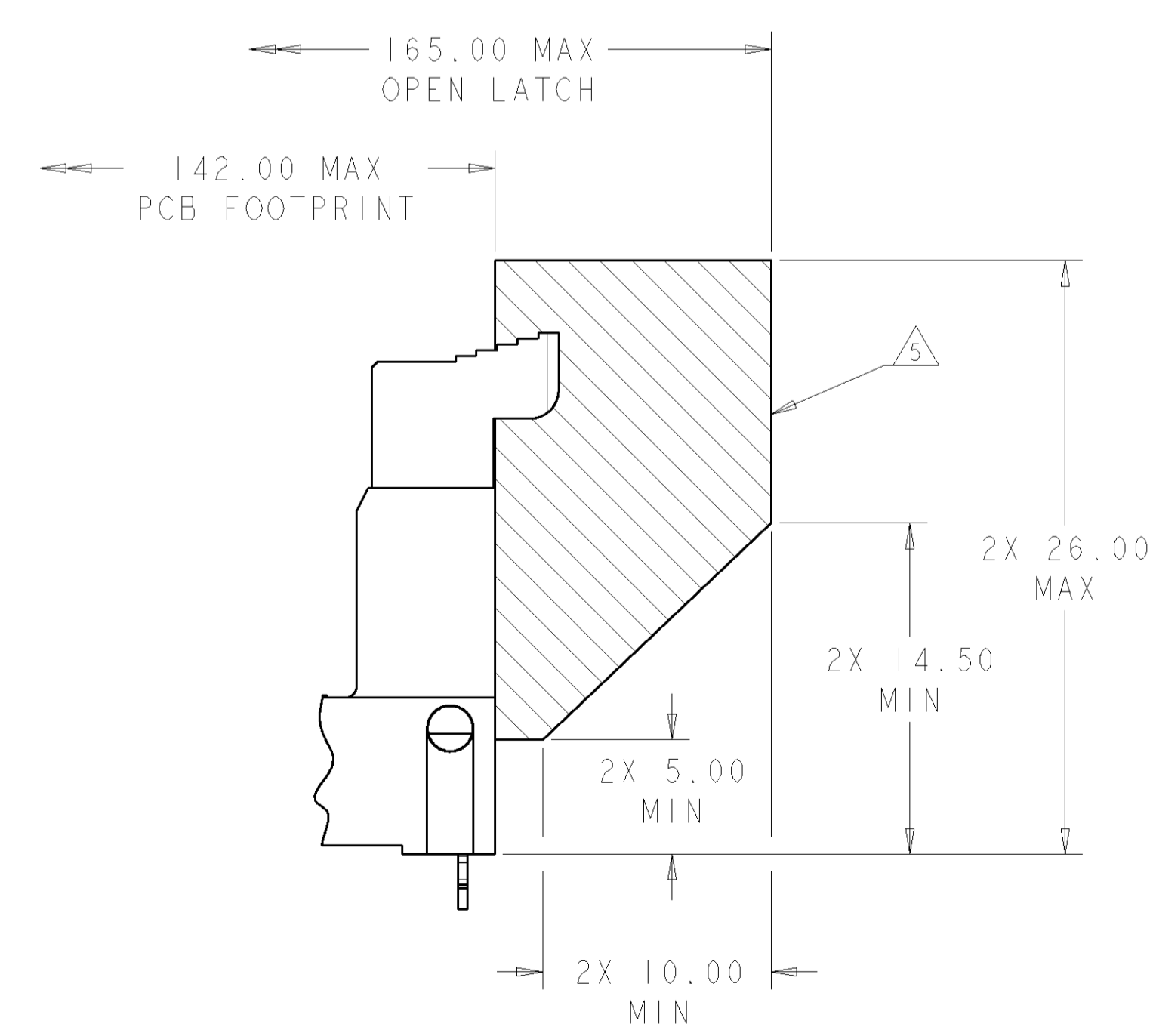


2.67±0.25
FOR 1.60 (.063") THK PCB

3.18±0.25
FOR 2.36 (.093") THK PCB

4.00±0.25
FOR 3.18 (.125") THK PCB

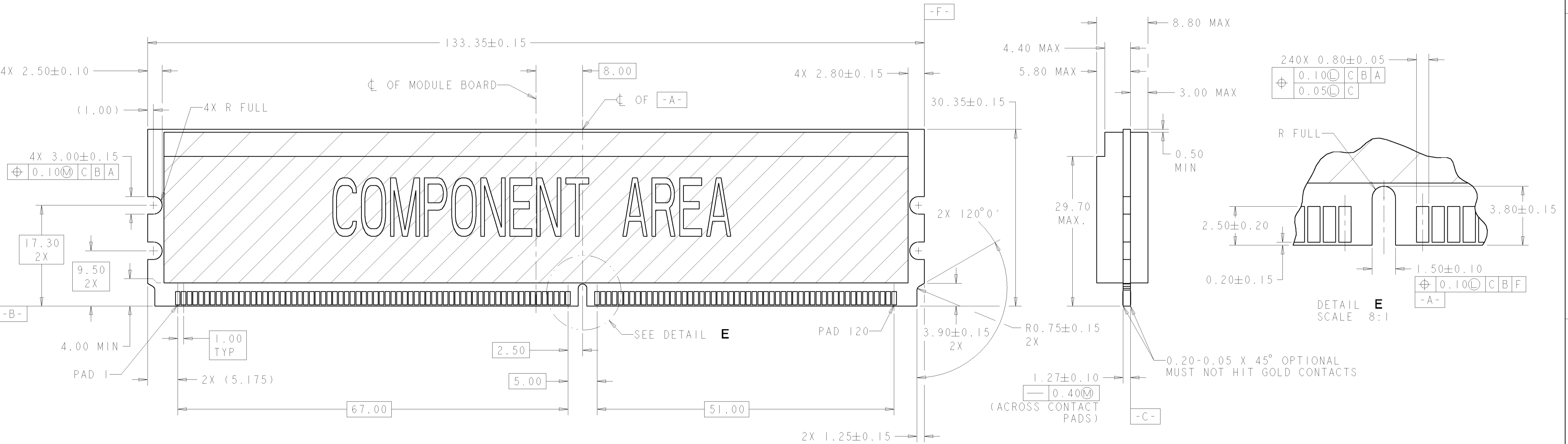
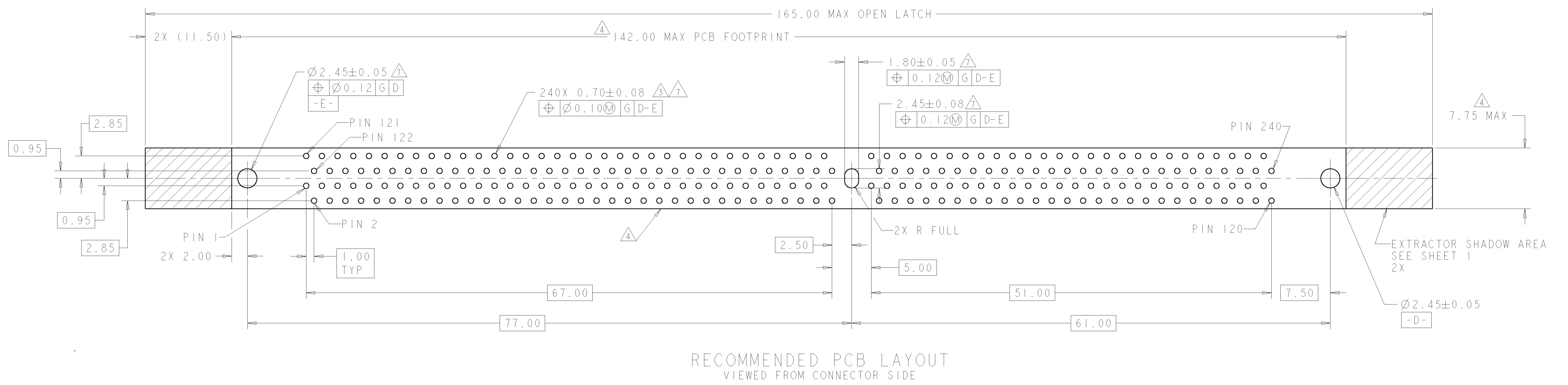
EXTRACTOR COLOR	HOUSING COLOR	CONTACT GOLD INTERFACE	TAIL LENGTH	PART NUMBER
NATURAL	NATURAL	0.00076 MIN (30μ")	3.18	2-1761845-9
	BLUE	0.00038 MIN (15μ")	2.67	2-1761845-8
BLACK	BLUE	0.00076 MIN (30μ")	4.00	2-1761845-7
			3.18	2-1761845-6
BLACK	BLACK	0.00076 MIN (30μ")	3.18	2-1761845-5
			2.67	2-1761845-4
NATURAL	BLACK	0.00076 MIN (30μ")	4.00	2-1761845-3
			3.18	2-1761845-2
NATURAL	BLUE	0.00076 MIN (30μ")	2.67	2-1761845-1
			4.00	2-1761845-0
NATURAL	BLACK	0.00076 MIN (30μ")	4.00	1-1761845-9
			3.18	1-1761845-8
NATURAL	BLUE	0.00038 MIN (15μ")	2.67	1-1761845-7
			3.18	1-1761845-6
BLACK	BLACK	0.00038 MIN (15μ")	4.00	1-1761845-5
			3.18	1-1761845-4
NATURAL	NATURAL	0.00038 MIN (15μ")	2.67	1-1761845-3
			4.00	1-1761845-2
NATURAL	NATURAL	0.00008 MIN (3μ", FLASH)	4.00	1761845-9
			3.18	1761845-8
NATURAL	BLACK	0.00038 MIN (15μ")	2.67	1761845-7
			4.00	1761845-6
NATURAL	BLACK	0.00038 MIN (15μ")	3.18	1761845-5
			2.67	1761845-4
NATURAL	BLACK	0.00008 MIN (3μ", FLASH)	4.00	1761845-3
			3.18	1761845-2
NATURAL	BLACK	0.00008 MIN (3μ", FLASH)	2.67	1761845-1
			4.00	1761845-0



- MATERIALS:**
- HOUSING: HIGH TEMPERATURE NYLON, UL94 V-0
 - EXTRACTOR: HIGH TEMPERATURE THERMOPLASTIC
 - CONTACTS: COPPER ALLOY
 - RETENTION BARB: BRASS, TIN PLATED
- INTERFACE FINISH:**
- (1) 0.00076 MIN THK GOLD OVER 0.00127 MIN THK NICKEL
 - (2) 0.00038 MIN THK GOLD OVER 0.00127 MIN THK NICKEL
 - (3) 0.00008 MIN THK GOLD OVER 0.00127 MIN THK NICKEL
- FINISHED HOLE SIZE:** 0.15 MAXIMUM ANNULAR RING.
- KEEP OUT ZONE.**
- KEEP OUT AREA RESERVED FOR SOCKET EXTRACTORS, BOTH ENDS.**
- SOLDERTAIL FINISH:** 0.00300 MIN THK MATTE TIN OVER 0.00127 MIN THK NICKEL.
- DATUM -G- IS CONNECTOR SIDE SURFACE OF PCB.**
- 8. COMPLIES WITH JEDEC SO-003.**

DIMENSIONS: 9 PLC ±0.5, 1 PLC ±0.5, 2 PLC ±0.13, 3 PLC ±0.013, 4 PLC ±0.0001, ANGLES ±		TOLERANCES UNLESS OTHERWISE SPECIFIED:	
MATERIAL:		FINISH:	
DWN: D. RINGLER, 06APR2005 CHK: M. CORRELL APVD: 06APR2005		NAME: Tyco Electronics Tyco Electronics Corporation SH/CN GuiPing RD 668#	
PRODUCT SPEC: 108-2256 APPLICATION SPEC: 114-13154		SIZE: A1 CAGE CODE: 00779 DRAWING NO: 1761845	
WEIGHT:		SCALE: 4:1 SHEET: 1 OF 2 REV: D	

LOC	QTY	REV	DESCRIPTION	DATE	DWN	APVD
ES	00		SEE SHEET 1			



RECOMMENDED MODULE LAYOUT
 SCALE 3:1
 NOTE: REFER TO JEDEC MO-256 FOR COMPLETE MODULE DETAILS

DIMENSIONS: mm 		TOLERANCES UNLESS OTHERWISE SPECIFIED: 9 PLC ±0.5 1 PLC ±0.13 3 PLC ±0.013 4 PLC ±0.0001 ANGLES ±0.0001		DWN: D. RINGLER 06APR2005 CHK: M. CORRELL 06APR2005 APVD: M. ROWERS 06APR2005		Tyco Electronics Tyco Electronics Corporation SH/CN GuiPing RD 668#	
MATERIAL: - FINISH: -		WEIGHT: - CUSTOMER DRAWING		NAME: SOCKET ASSEMBLY, VERTICAL FB DIMM, SOLDER TAIL, 240 POSITION PRODUCT SPEC: 108-2256 APPLICATION SPEC: 114-13154		SIZE: A1 CAGE CODE: 00779 DRAWING NO: 1761845 RESTRICTED TO: -	
SCALE: 1:1				SHEET: 2 OF 2 REV: D			