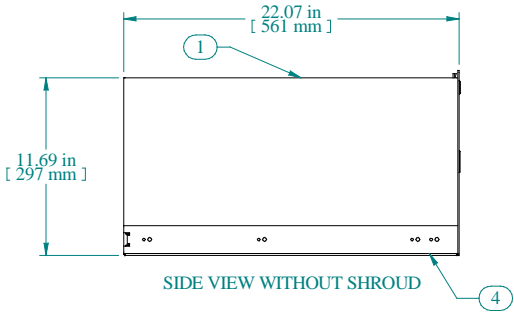
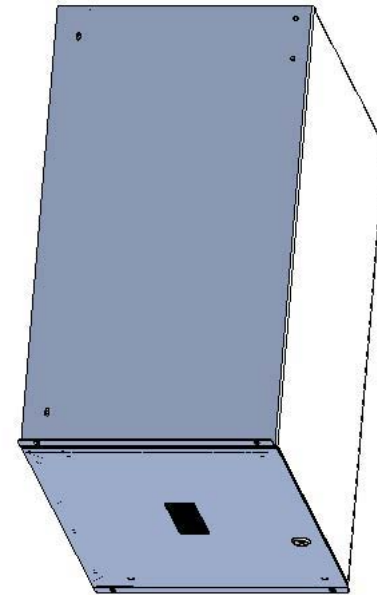
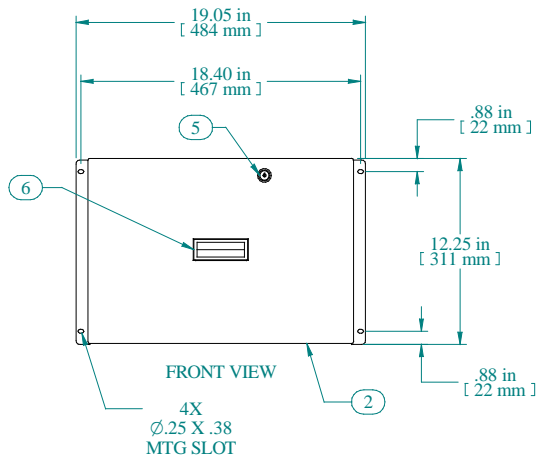


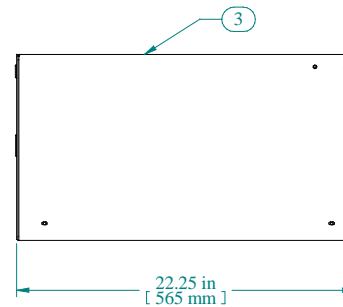
TOP VIEW



SIDE VIEW WITHOUT SHROUD



FRONT VIEW



Item Number	Title	Quantity
1	RDRW - DRAWER BODY	1
2	RDRW - DRAWER PLATE	1
3	RDRW - DRAWER SHROUD	1
4	SLIDE 22" FULL TRAVEL	2
5	LOC KEY-LOCK WITH NUT H-7.5 MM	1
6	PLASTIC HANDLE	1

PART NUMBERS

RDRW1901222BK1	PAINTED BLACK TEXTURED
RDRW1901222CG1	PAINTED GREY/BEIGE TEXTURED
RDRW1901222LG1	PAINTED RAL7035 TEXTURED

NOTES

Maximum Weight 60 lb No Rear Support
 Maximum Weight 120 lb Rear Supported
 Mounting Hardware Included

Data subject to change without notice. Isometric drawing not to scale.



**HAMMOND
MANUFACTURING™**
 www.hammondmfg.com
 PART NO. RDRW1901222