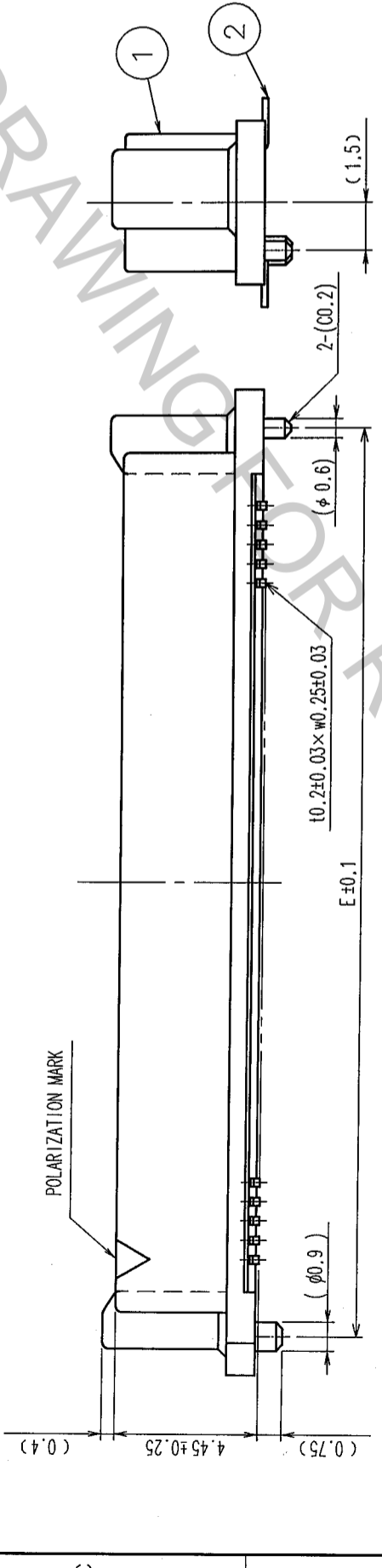
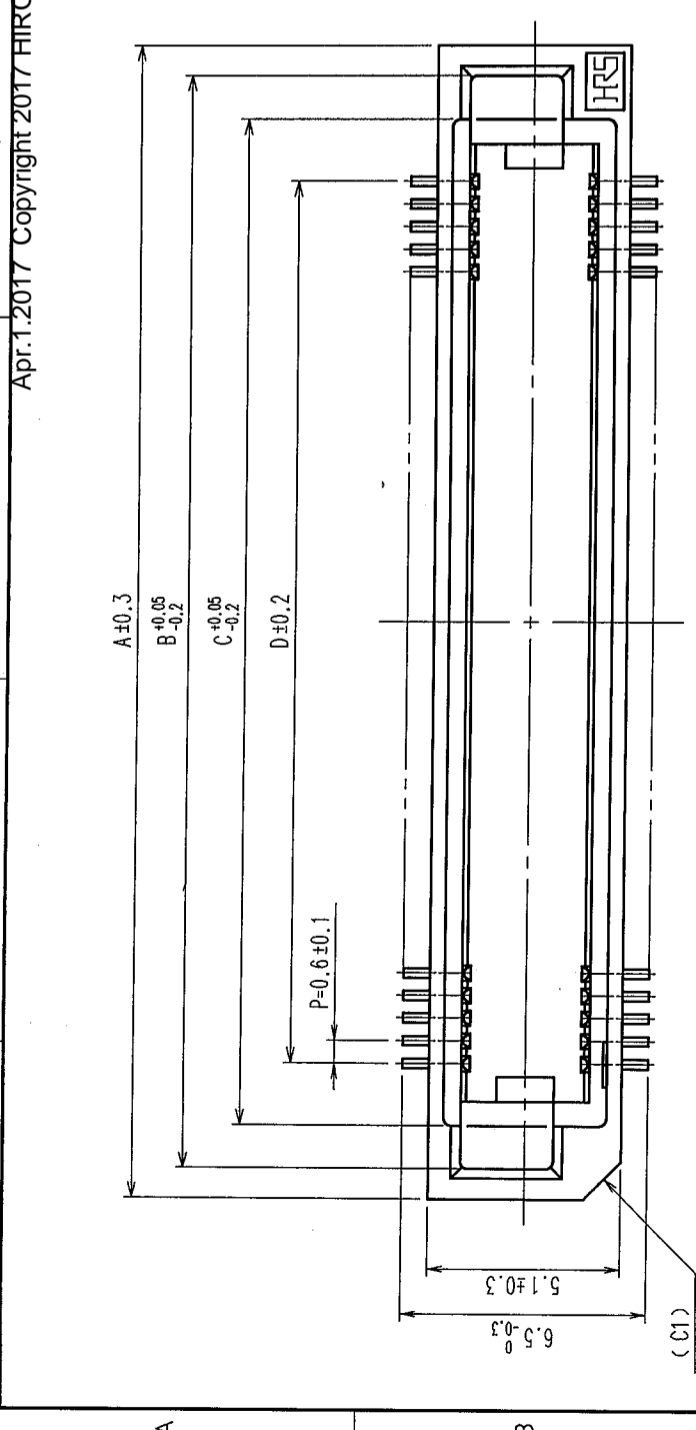
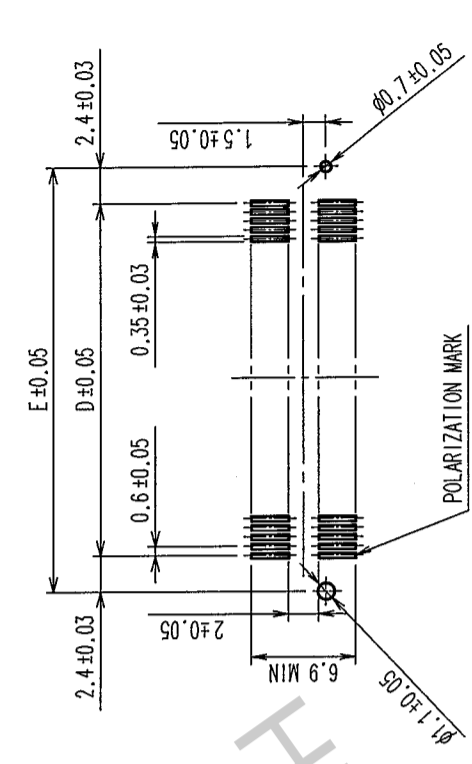


COUNT	DESCRIPTION OF REVISIONS	BY	CHKD	DATE	COUNT	DESCRIPTION OF REVISIONS	BY	CHKD	DATE
3	RE-F-09671	K.N	H.Y	04.04.08					
1	RE-F-10252	K.D	H.O	04.12.06					

COUNT	DESCRIPTION OF REVISIONS	BY	CHKD	DATE	COUNT	DESCRIPTION OF REVISIONS	BY	CHKD	DATE
3	RE-F-09671	K.N	H.Y	04.04.08					
1	RE-F-10252	K.D	H.O	04.12.06					

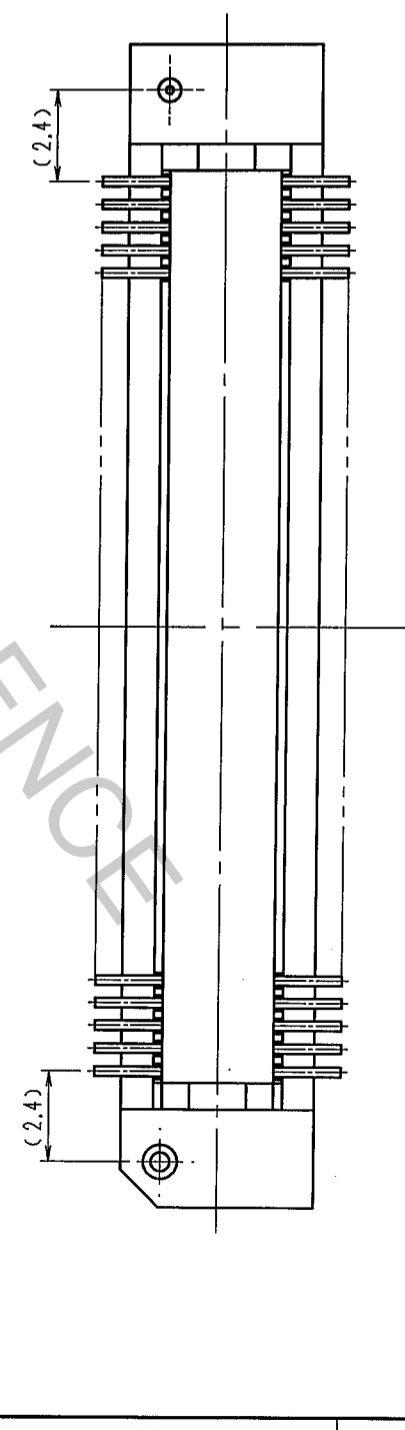
RECOMMENDED LAND PATTERN DIMENSION OF P.C.B. (MOUNTING SIDE)



DIMENSION TABLE OF CONNECTOR AND P.C.B. LAND PATTERN.

PART No.	CODE No.	A	B	C	D	E
FX8C-60P-SV(92)	CL578-0501-9-92	60	24.60	23.00	20.70	17.40
FX8C-80P-SV(92)	CL578-0503-4-92	80	30.60	29.00	26.70	23.40
FX8C-100P-SV(92)	CL578-0505-0-92	100	36.60	35.00	32.70	29.40
FX8C-120P-SV(92)	CL578-0506-2-92	120	42.60	41.00	38.70	35.40
FX8C-140P-SV(92)	CL578-0507-5-92	140	48.60	47.00	44.70	41.40

- NOTE 1. LEAD CO-PLANARITY SHALL BE 0.1mm MAX.
 2. EMBOSSED CARRIER TAPE PACKAGING SHALL BE APPLIED FOR THIS PRODUCT.
 SEE NEXT PAGE FOR DETAILS.
 3. FOR MODIFICATION, ETC., PREVENTIVE HOLE FOR SINK MARK MAY BE ADDED ACCORDING TO CIRCUMSTANCES.
 4. THE DIMENSIONS IN PARENTHESES ARE FOR REFERENCE.
 [5] NUMBER OF CONTACTS.



NO.	MATERIAL	FINISH, REMARKS	NO.	MATERIAL	FINISH, REMARKS
1	POLYPHENYLENE SULFIDE	LIGHT BROWN (UL94V-0)	2	PHOSPHOR BRONZE	

CONTACT AREA: GOLD	0.1μm min
LEAD AREA: GOLD FLASH	
UNDER PLATING: NICKEL	0.5μm min

CODE NO. (OLD)	CL	DRAWN	DESIGNED	CHECKED	APPROVED	RELEASED
		S. SUZUKI	K. NAKAMURA	H. OKAWA	Y. YOSHIMURA	
		03.02.03	03.02.12	03.02.14	03.02.15	

DRAWING NO.	PART NO.
EDC3-151020-22	FX8C-**-P-SV(92)

SCALE	UNITS	CODE NO.
FREE	mm	CL578

TO	
PCK	

