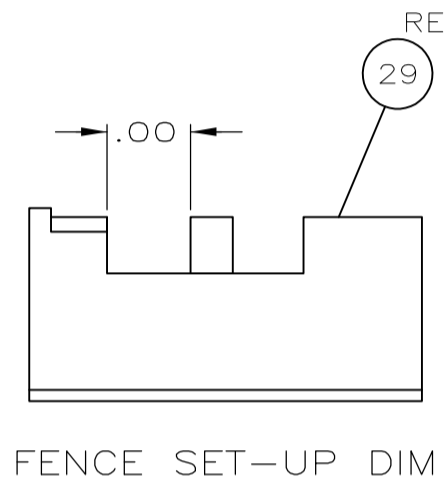
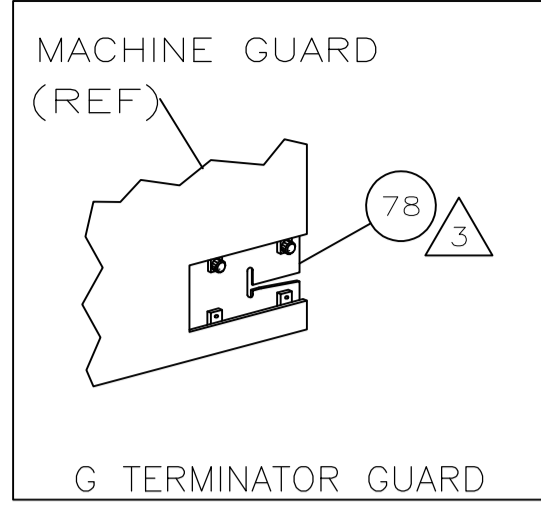
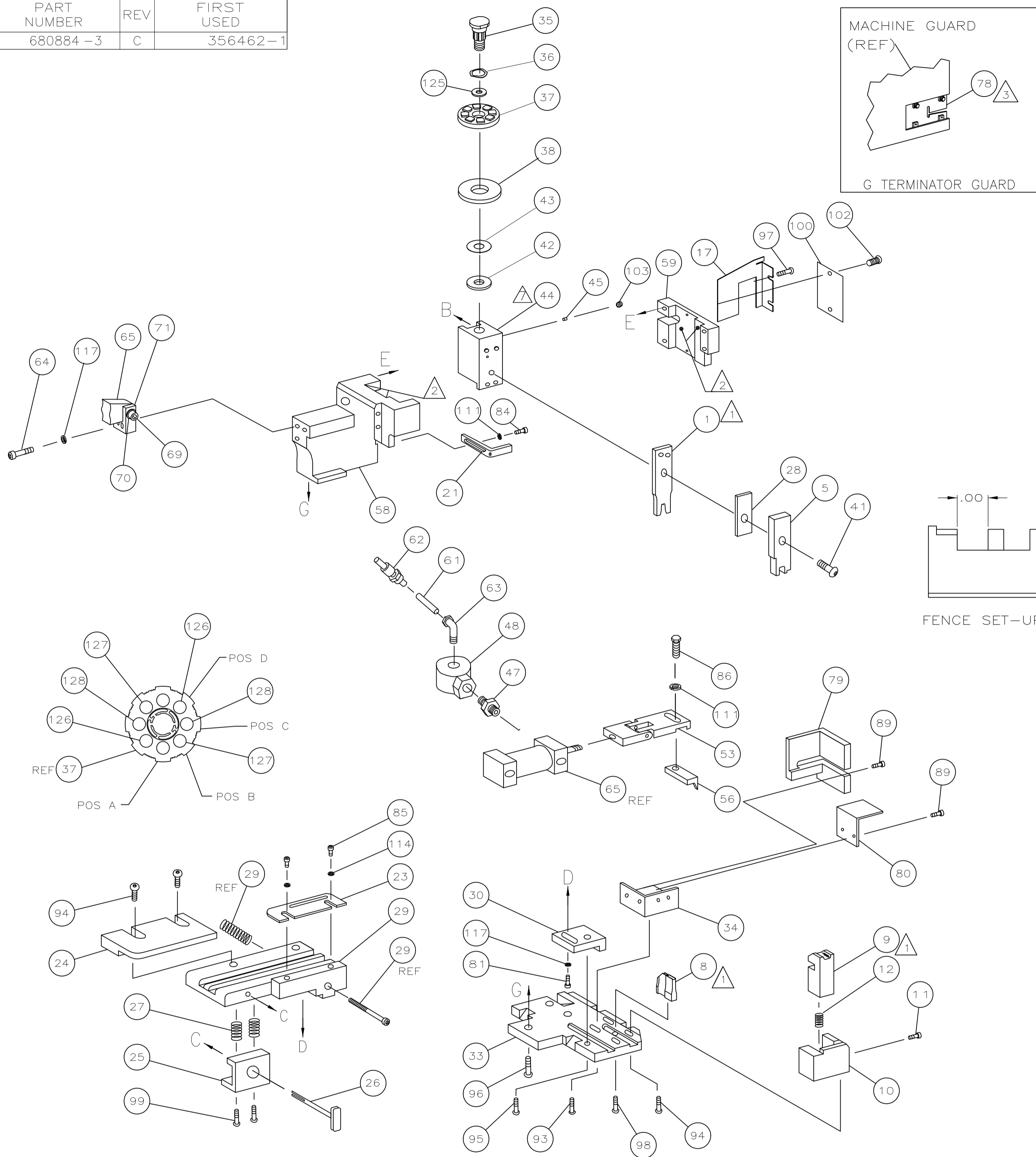


PART NUMBER	REV	FIRST USED
680884-3	C	356462-1



TERMINAL NAME: SPLICE		286836		CRIMPING DATA	
AMP	MFG	PAD LTR	CRIMP HEIGHT	WIRE SIZE	
286836-1	12064904	A	.073±.002 [1.85±0.05mm]	3333 CMA Δ	
286836-2	12084688	B	-	-	
		C	-	-	
		D	-	-	
		CRIMP	SIZE	TYPE	RANGE
		WIRE	.110 [2.79mm]	F	3333 CMA Δ
		INSUL	-	-	-
WIRE STRIP LENGTH	TERM APPL SPEC	FEED	APPL INSTRUCTION	SET UP GAGE	LAYOUT
.250-.281	NONE	.375	408-8040	458637-1	L2295

					129
					128
					127
2	-	C	9-354778-3	PIN, WIRE DISC (.2960)A	126
1	-	A	986950-1	WASHER, FLAT PRECISION	125
1	-	A	217238-1	GENERAL INSTRUCTION PACKAGE	124
1	-	-	4088040	SF APPL INST 408-8040	123
					122
					121
					120
					119
					118
3	-	A	21024-5	WASHER, LOCK(#10)ADJ BLOCK	117
					116
2	-	A	21024-2	WASHER,LOCK(#4)FRONT STP GUIDE	115
					114
					113
2	-	A	21024-4	WASHER,LOCK(#8)STRIPPER	112
					111
					110
					109
					108
					107
					106
					105
					104
1	-	A	21009-2	SCR,SKT SET(1/4-20x.25 LW)RAM	103
2	-	A	21017-2	SCR,DRIVE(#2x.19)ID PLATE	102
					101
1	-	B	461264-1	PLATE, IDENTIFICATION	100
2	-	A	3-21002-0	SCR,BHC(10-32x.88)DRAG	99
1	-	A	22733-8	SCR,BHC(8-32x.38 LW)ANVIL	98
4	-	A	2-21002-9	SCR,BHC(10-32x.75)CAP	97
3	-	A	2-22733-8	SCR,BHC(1/4-20x.62)HSG	96
1	-	A	2-21002-7	SCR,BHC(10-32x.50)SG ADJ BLK	95
4	-	A	2-21002-2	SCR,BHC(8-32x.50)TERM H DWN	94
2	-	A	2-21002-1	SCR,BHC(8-32x.38)HOLDER	93
					92
					91
					90
4	-	A	1-21002-3	SCR,BHC(4-40x.19)GUARD	89
					88
					87
1	-	A	2-22603-1	SCR,HEX HD(8-32x.38)FEED FINGER	86
2	-	A	1-21000-3	SCR,SHC(4-40x.25)F ST GUIDE	85
1	-	A	2-21000-7	SCR,SHC(8-32x.50)STRIPPER	84
					83
					82
1	-	A	3-21000-4	SCR,SHC(10-32x.38)SG ADJ BL	81
1	-	A3	662196-1	SHIELD	80
1	-	A2	662197-2	GUARD, TERMINAL	79
REF	-	A3	356467-1	GUARD	78
					77
					76
					75
					74
					73
					72
1	-	B	459610-3	MOUNT, FEED BRACKET	71
-3	U/M	DWG SIZE	PART NO	DESCRIPTION	ITEM NO
QTY REQD PER ASSY		PARTS LIST			

- Δ 1 RECOMMENDED SPARE PARTS.
- Δ 2 GREASE LIGHTLY.
- Δ 3 GUARD MUST BE IN PLACE WHEN OPERATING APPLICATOR IN A BENCH MACHINE.
- Δ 4 SEE DRAWING FOR COMPONENTS
- Δ 5 CUT TO LENGTH AT ASSY.
- Δ 3333 CMA IS (3) 20 GAUGE WIRES.
- Δ ROLL PIN MUST BE REMOVED AT ASSEMBLY.

-3	BENCH THRU MODEL G	AIRFEED
----	--------------------	---------

1	-	A	21024-8	WASHER,SPRING LOCK,.38	70
1	-	A	3-21001-5	SCR,SHC,3/8-16 X 1 LG	69
					68
					67
					66
Δ 1	-	B	461065-1	AIR FEED ASSY (1 INCH)	65
2	-	A	3-21000-9	SCR,SHC(10-32x1.00)AIR ASSY	64
1	-	A	983427-6	ELBOW, SWIVEL 1/8 NPT - 1/4 T	63
1	-	A	23238-1	QUICK DISCONNECT	62
21.00	IN	A	27319-4	TUBING, POLY-FLO Φ .25	61
					60
1	-	C	454220-1	CAP, RAM	59
1	-	D	454485-1	HOUSING	58
					57
1	-	B	690542-2	PAWL, FEED	56
					55
					54
Δ 1	-	B	461062-1	FEED FINGER ASSY	53
					52
					51
					50
					49
1	-	A	22374-7	VALVE, QUICK EXHAUST	48
1	-	A	22304-1	NIPPLE, HEX 1/8 NPT	47
					46
1	-	A	690191-1	PLUG, NYLON	45
1	-	C	455673-5	RAM	44
1	-	A	690125-1	WASHER, LAMINATED	43
1	-	A	690124-1	WASHER, RAM	42
1	-	A	7-21002-9	BOLT, CRIMPER(5/16x1.00)	41
					40
					39
1	-	A	690223-2	SPACER, INSULATION DISC	38
1	-	D	354777-1	WIRE DISC, PLASTIC	37
1	-	A	22480-5	WASHER, SPRING	36
1	-	B	690212-1	POST, RAM	35
1	-	A3	662195-1	HOLDER, GUARD	34
1	-	A2	356600-1	PLATE, BASE	33
					32
					31
1	-	B	455689-1	BLOCK, STRIP GUIDE ADJ	30
1	-	C	318756-1	STRIP GUIDE PLATE ASSY	29
1	-	C	1-455888-5	SPACER, FRONT SHEAR DEP	28
2	-	A	1-22284-0	SPRING, DRAG	27
1	-	B	690546-1	LEVER, DRAG RELEASE	26
1	-	B	240792-1	DRAG, TERMINAL	25
1	-	D	6-690504-2	GUIDE, STRIP (REAR)	24
1	-	A	690438-1	GUIDE, STRIP (FRONT)	23
					22
1	-	B	690472-2	STRIPPER	21
					20
					19
					18
1	-	C	356598-1	GUARD	17
-	-	-	-	-	16
					15
					14
					13
1	-	A	5-22280-0	SPRING, SHEAR	12
1	-	B	690461-1	STOP, SHEAR	11
1	-	C	690459-1	HOLDER, SHEAR (FRONT)	10
1	-	C	454276-1	SHEAR, FLOAT (FRONT)	9
1	-	C	1-805887-7	ANVIL	8
					7
					6
1	-	C	1-455889-4	DEPRESSOR, SHEAR (FRONT)	5
					4
					3
					2
Δ 1	-	C	4-456408-6	CRIMPER, WIRE	1
-3	U/M	DWG SIZE	PART NO	DESCRIPTION	ITEM NO
QTY REQD PER ASSY		PARTS LIST			

THIS DRAWING IS A CONTROLLED DOCUMENT.

RELEASED FOR PUBLICATION FEB 01 1999 BY AMP INCORPORATED. ALL RIGHTS RESERVED.

LOC A DIST 66

DIMENSIONS IN INCHES. DO NOT SCALE PRINT. TOLERANCES UNLESS OTHERWISE SPECIFIED:

DR	29SEPT99	APP	29SEPT99
B.HIGMAN		T. ELBIN	
CHK	29SEPT99	REL	-
B.HIGMAN			

NAME: SIDE FEED HDM APPLICATOR MACHINE REF: MINI APPL

SCALE: - DWG NO: 680884 SHEET: 1 OF 1 REV: C2

CAGE CODE: 00779 CUSTOMER AND ASSEMBLY DRAWING RESTRICTED TO