THIS DRAWING IS UNPUBLISHED. RELEASED FOR PUBLICATION -,- .
© COPYRIGHT - BY TYCO ELECTRONICS CORPORATION. ALL INTERNATIONAL RIGHTS RESERVED.

LOC	DIST
A	66

REVISIONS

P	LTR	DESCRIPTION	DATE	DWN	APVD
	B	ECR-08-018030	7-2008	MY	TE

PART NUMBER	REV	FIRST USED	TERMINATOR	FEED TYPE	DESCRIPTION
1339730-1	B	-	BENCH & LEADMAKER	MECH POST FEED	HD-I APPLICATOR
7-1339730-1	B	-	BENCH & LEADMAKER	MECH POST FEED	-1 AND SPARE PARTS
7-1339730-7	A	-	-	-	SPARE PARTS KIT

CRIMP DATA AMP TERMINAL AMP CRIMP SPECS

TERMINAL NAME: RING

CRIMP	SIZE	TYPE	RANGE
WIRE	3.56 [.140 IN]	F	16-12 AWG
INSUL	7.11 [.280 IN]	F	3.80-5.20 [.150-.205 IN]

WIRE STRIP LENGTH: SEE APPL SPEC

APPL INSTRUCTION: 408-8323

TERMINAL: - APPL SPEC: 114-2084 -

FEED: 21.60 [.850 IN]

TERMINALS APPLIED

640253	-	-	-	-
-	-	-	-	-
-	-	-	-	-
-	-	-	-	-
-	-	-	-	-
-	-	-	-	-
-	-	-	-	-
-	-	-	-	-

WIRE SIZE mm² AWG	CRIMP HEIGHT	PIN PN AND LENGTH [IN]
12 AWG	2.13 ±0.05 [.084 ±.002 IN]	6-354778-7 [.2830]
14 AWG	1.85 ±0.05 [.073 ±.002 IN]	9-354779-1 [.2950]
16 AWG	1.70 ±0.05 [.067 ±.002 IN]	354779-4 [.3010]
-	-	-
-	-	-
-	-	-
-	-	-
-	-	-
-	-	-
-	-	-
-	-	-
-	-	-
-	-	-
-	-	-
-	-	-

SET UP GAGE	LAYOUT
458638-3	L1339730

1. RECOMMENDED SPARE PARTS.
2. GREASE RAM, CAM, CAM FOLLOWER AND FEED ROD LIGHTLY.
3. LUBRICATE DAILY PER THE APPLICATOR INSTRUCTION SHEET SUPPLIED WITH THE APPLICATOR.

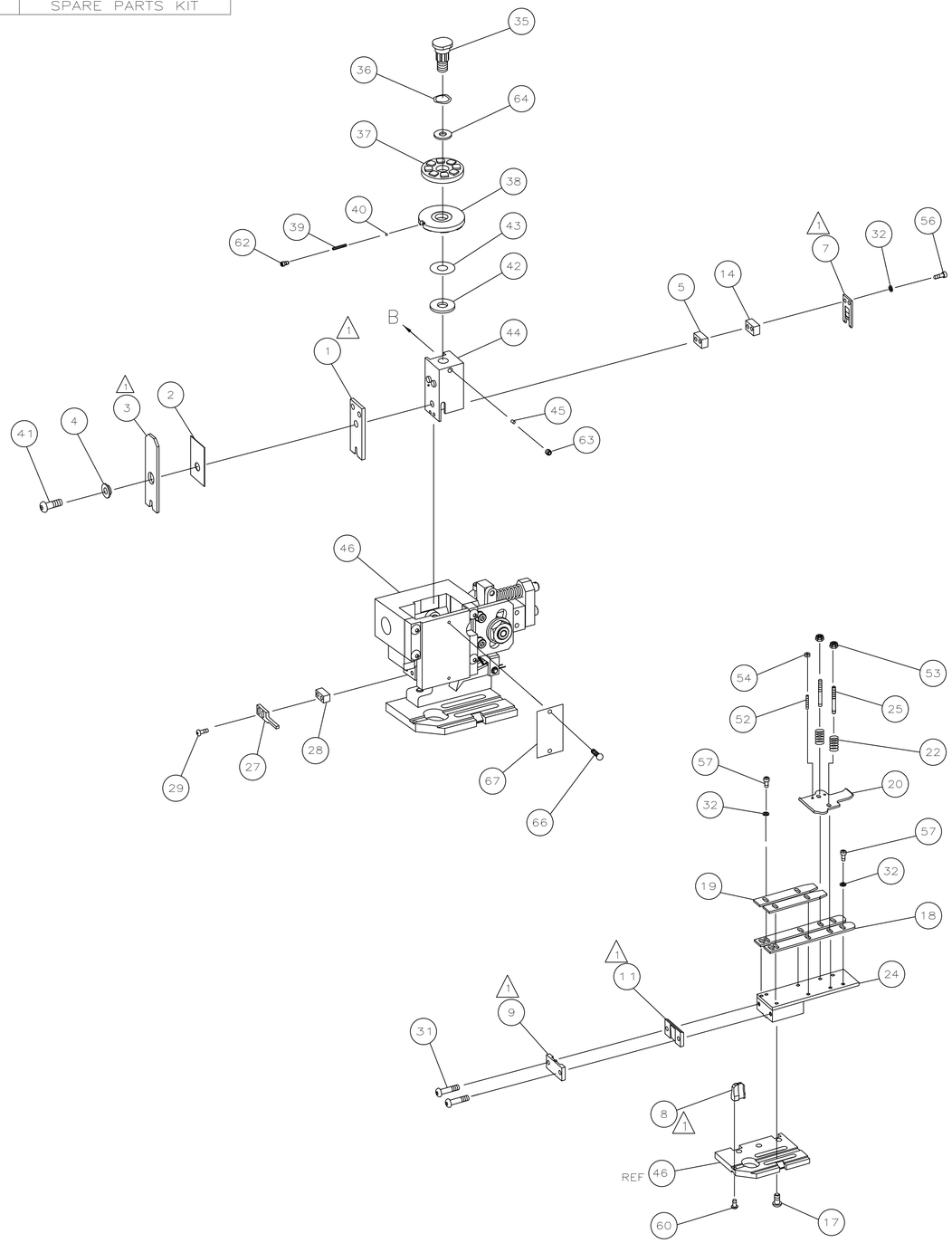

					73
-	1	1	1339730	PRINT, APPLICATOR LOG SHEET	72
-	1	1	1338705-2	DOCUMENTATION PACKAGE	71
					70
					69
					68
-	1	1	461264-1	PLATE, IDENTIFICATION	67
-	2	2	21017-2	SCR,DRIVE(#2X.19)ID PLATE	66
					65
-	1	1	986950-1	WASHER, FLAT PRECISION	64
-	1	1	3-18031-0	SCR,SKT SET(M6X6)RAM	63
-	1	1	18023-9	SCR,SKT CAP(M4X6)CP DSC	62
					61
-	1	1	18024-7	SCR,BHC(M4X10)ANVIL	60
					59
					58
-	6	6	18023-9	SCR,SHC(M4X6)STRIP GUIDE	57
-	2	2	9-18023-6	SCR,SHC(M4X14)SLUG BLADE	56
					55
-	2	2	18029-1	NUT,HEX(M3)DRAG	54
-	2	2	986965-1	NUT,HEX SL(M4)DRAG STUD	53
-	2	2	2-18032-2	SCR,SKT SET(M3X10)DRAG	52
					51
					50
-	1	1	18024-3	SCR,BHC(M3X10)CAM	49
					48
-	1	1	1338676-1	CAM, POST-FEED 30 & 40 mm ST	47
-	1	1	1338662-1	APPLICATOR, BASIC (SUBASSY)	46
-	1	1	690191-1	PLUG, NYLON	45
-	1	1	1320998-1	RAM	44
-	1	1	690125-1	WASHER, LAMINATED	43
-	1	1	690124-1	WASHER, RAM	42
-	1	1	2-18024-6	SCREW,BHC(M8X25)CRIMPER	41
-	1	1	23241-1	BALL, STEEL	40
-	1	1	2-22278-7	SPRING, COMPRESSION	39
-	1	1	1320922-1	DISC, INSULATION	38
-	1	1	354777-1	WIRE DISC, PLASTIC	37
-	1	1	22480-5	WASHER, SPRING	36
-	1	1	690212-1	POST, RAM	35
					34
					33
-	8	8	18025-2	WASHER,LOCK(M4)SHEAR BL	32
-	2	2	1-18024-0	SCR,BHC(M4X20)SHEAR PL	31
					30
-	2	2	18024-8	SCR,BHC(M4X12)STRIPPER	29
-	1	1	3-690451-2	SPACER, STRIPPER	28
-	1	1	240639-1	STRIPPER	27
					26
-	2	2	1320906-1	DRAG, STUD	25
-	1	1	1-1320995-2	PLATE, STRIP GUIDE	24
					23
-	2	2	4-22281-1	SPRING, DRAG	22
					21
-	1	1	1338665-1	DRAG, STOCK	20
-	2	2	1338664-1	GUIDE, UPPER STRIP	19
-	2	2	1338663-1	GUIDE, LOWER STRIP	18
-	4	4	1-18024-8	SCR,BHC(M6X12)STRIP GD PL	17
					16
					15
-	1	1	4-240641-6	SPACER, SLUG BLADE	14
					13
					12
1 -	1	1	240644-9	PLATE, REAR SHEAR	11
					10
-	1	1	5-690482-5	PLATE, FRONT SHEAR	9
1 1	2	1	1-1333222-3	ANVIL	8
-	1	1	1-690474-0	BLADE, SLUG	7
					6
-	1	1	2-240641-4	SPACER, SLUG BLADE	5
-	1	1	238009-1	SPACER, BLOCK CRIMPER	4
1 1	2	1	8-456134-1	CRIMPER, INSULATION	3
-	1	1	455888-4	SPACER, CRIMPER	2
1 1	2	1	1-456425-0	CRIMPER, WIRE	1
-77	-71	-1	PART NO	DESCRIPTION	ITEM NO

QTY REQD PER ASSY — PARTS LIST

VIEW B ROTATED 180°

POST-FEED 40 mm STROKE

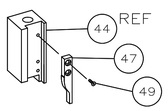

LEADMAKER OR BENCH G

POST-FEED 30 mm STROKE

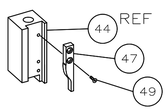

K TERMINATOR BENCH MACHINE

THIS DRAWING IS A CONTROLLED DOCUMENT.

DIMENSIONS: INCHES

TOLERANCES UNLESS OTHERWISE SPECIFIED:
0 PLC ± -
1 PLC ± -
2 PLC ± -
3 PLC ± -
4 PLC ± -
ANGLES ± -

MATERIAL -
FINISH -

DWN M.CLIFFORD 09FEB04
CHK -
APVD F.BACKHURST 09FEB04
PRODUCT SPEC -
APPLICATION SPEC -
WEIGHT -

Tyco Electronics — Tyco Electronics Corporation, Harrisburg, PA 17105-3608

NAME: END FEED HD-I APPLICATOR

SIZE	CAGE CODE	DRAWING NO	RESTRICTED TO
A1	00779	C 1339730	-

CUSTOMER DRAWING — SCALE - — SHEET 1 OF 1 — REV B

4805 (1/08)

17JUL2008 5:06pm