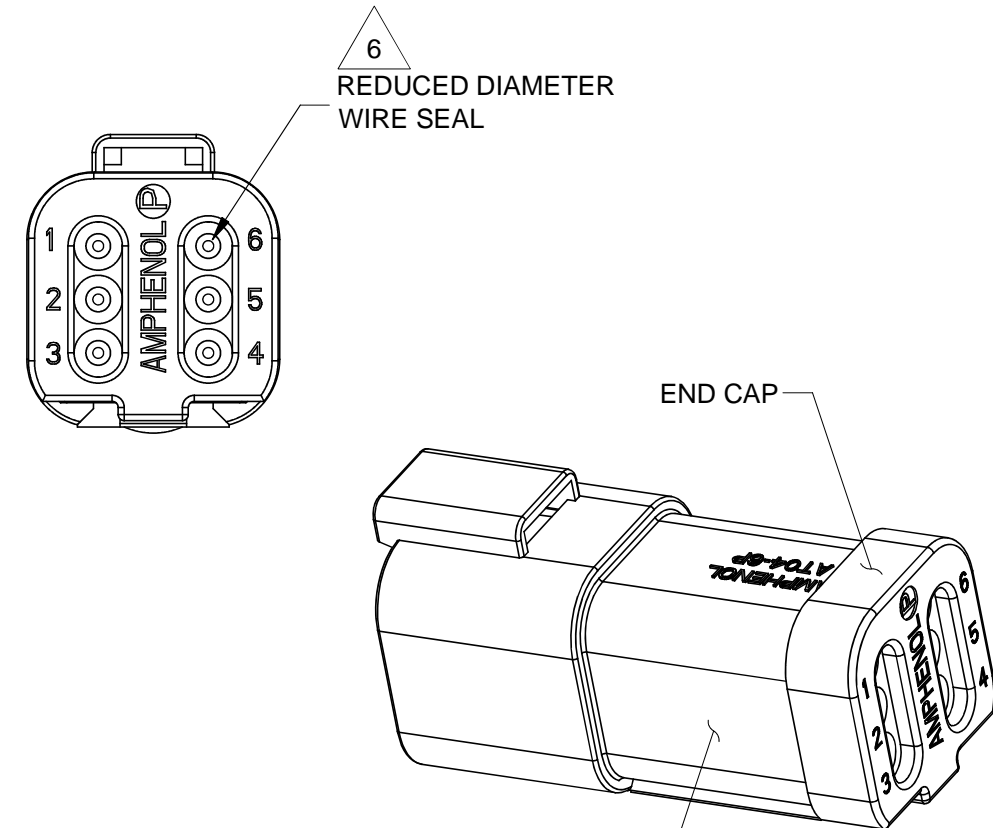
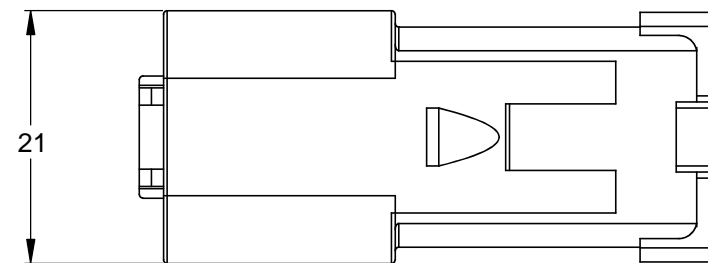
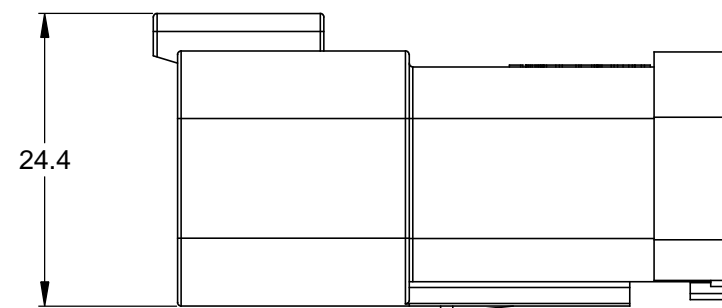
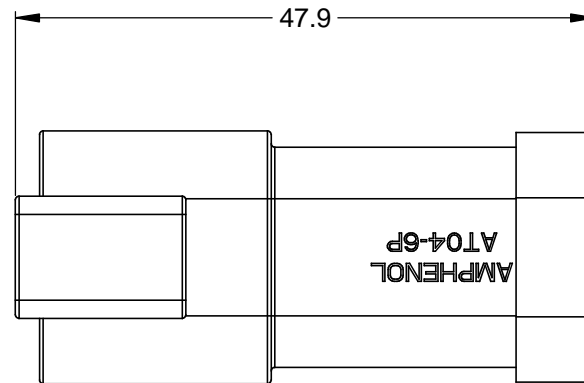
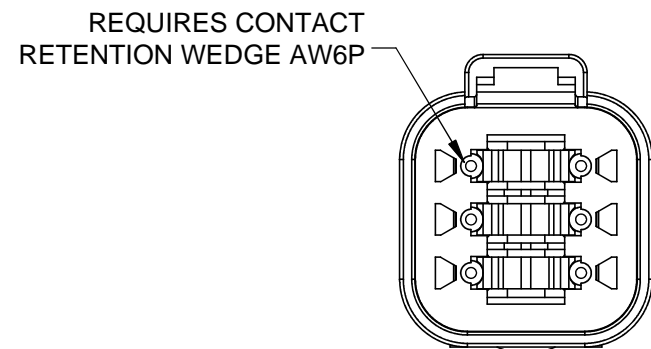


REVISIONS					
REV	ECO	DESCRIPTION	DATE	BY	APPR
A3	-	RELEASE NEW DWG FORMAT	03JAN14	JARRY	-



STANDARD MOLDED COLOR IS GREY. ADDITIONAL COLORS SHOWN IN PART NUMBER CHART ARE AVAILABLE VIA SPECIAL ORDER.



NOTES: UNLESS OTHERWISE SPECIFIED

- MATERIAL:
HOUSING: THERMOPLASTIC
SEAL: SILICONE RUBBER
- MODIFICATIONS: END CAP;
REDUCED DIA. WIRE SEAL
- SPECIFICATIONS:
 - CURRENT RATING: 13 AMPS
 - OPERATING TEMPERATURE: -55°C TO +125°C
 - DIELECTRIC WITHSTANDING VOLTAGE: LESS THAN 2 MILLIAMPS CURRENT LEAKAGE @ 1500 VOLTS AC.
 - INSULATION RESISTANCE: 1000 MEGOHMS MIN @ 25°C.
 - MOISTURE RESISTANCE: IP67 (MATED CONDITION)
 - MATING CYCLE DURABILITY: 100 CYCLES
 - RoHS COMPLIANT
- MATING PART: AT06-6S* PLUG
(* = MODIFICATIONS AND COLORS)

5. ALL DIMENSIONS ARE FOR REFERENCE USE ONLY.

6 CONTACT SIZE AND REAR SEAL WIRE RANGE:

CONTACT SIZE	MIN. INSUL O.D.	MAX. INSUL O.D.	TYPICAL WIRE RANGE
16	1.35 mm (.053 in)	3.05 mm (.120 in)	14 - 20 AWG

PART NUMBER CHART	
COLOR	PART NUMBER
GREY	AT04-6P-MM01
BLACK	AT04-6P-MM01BLK
BLUE	AT04-6P-MM01BLU
BROWN	AT04-6P-MM01BRN
GREEN	AT04-6P-MM01GRN
RED	AT04-6P-MM01RED
WHITE	AT04-6P-MM01WHT
YELLOW	AT04-6P-MM01YEL

QUANTITY	SEE PART NUMBER CHART	PART NUMBER	DESCRIPTION	ITEM																																		
<table border="1"> <tr> <td>UNLESS OTHERWISE SPECIFIED</td> <td>SIGNATURES</td> <td>DATE</td> <td colspan="2" rowspan="4"> <h1>Amphenol</h1> <p>Sine Systems - www.amphenol-sine.com 44724 Morley Drive Clinton Township, MI 48036</p> <p>RECEPTACLE, 6 PIN, AT SERIES , REDUCED DIAMETER WIRE SEAL, END CAP</p> </td> </tr> <tr> <td>1) All dimensions are in metric(mm).</td> <td>DRAWN: JARRY</td> <td>03JAN14</td> </tr> <tr> <td>2) Tolerances are as follows: 1 PL DEC ±0.30 2 PL DEC ±0.15 3 PL DEC ±0.08</td> <td>CHECKED:</td> <td></td> </tr> <tr> <td>3) Note reference = </td> <td>ENGINEER:</td> <td></td> </tr> <tr> <td></td> <td>APPROVAL:</td> <td></td> <td colspan="2"></td> </tr> <tr> <td>MATERIAL SPECIFICATIONS:</td> <td colspan="2">CUSTOMER:</td> <td colspan="2"></td> </tr> <tr> <td>PROCESS SPECIFICATIONS:</td> <td colspan="2">THIS DRAWING IS SUPPLIED FOR INFORMATION ONLY. DESIGN FEATURES, SPECIFICATIONS AND PERFORMANCE DATA SHOWN HEREON ARE THE PROPERTY OF THE AMPHENOL CORPORATION. NO RIGHTS OF REPRODUCTION ARE IMPLIED. ALL DIMENSIONS ARE SUBJECT TO NORMAL MANUFACTURING VARIATIONS.</td> <td>SIZE: B C-</td> <td>DWG NO: AT04-6P-MM01XXX</td> </tr> <tr> <td>NEXT ASSY:</td> <td>SCALE: NONE</td> <td></td> <td>REVISION: A3</td> <td>SHEET 1 OF 1</td> </tr> </table>					UNLESS OTHERWISE SPECIFIED	SIGNATURES	DATE	<h1>Amphenol</h1> <p>Sine Systems - www.amphenol-sine.com 44724 Morley Drive Clinton Township, MI 48036</p> <p>RECEPTACLE, 6 PIN, AT SERIES , REDUCED DIAMETER WIRE SEAL, END CAP</p>		1) All dimensions are in metric(mm).	DRAWN: JARRY	03JAN14	2) Tolerances are as follows: 1 PL DEC ±0.30 2 PL DEC ±0.15 3 PL DEC ±0.08	CHECKED:		3) Note reference =	ENGINEER:			APPROVAL:				MATERIAL SPECIFICATIONS:	CUSTOMER:				PROCESS SPECIFICATIONS:	THIS DRAWING IS SUPPLIED FOR INFORMATION ONLY. DESIGN FEATURES, SPECIFICATIONS AND PERFORMANCE DATA SHOWN HEREON ARE THE PROPERTY OF THE AMPHENOL CORPORATION. NO RIGHTS OF REPRODUCTION ARE IMPLIED. ALL DIMENSIONS ARE SUBJECT TO NORMAL MANUFACTURING VARIATIONS.		SIZE: B C-	DWG NO: AT04-6P-MM01XXX	NEXT ASSY:	SCALE: NONE		REVISION: A3	SHEET 1 OF 1
UNLESS OTHERWISE SPECIFIED	SIGNATURES	DATE	<h1>Amphenol</h1> <p>Sine Systems - www.amphenol-sine.com 44724 Morley Drive Clinton Township, MI 48036</p> <p>RECEPTACLE, 6 PIN, AT SERIES , REDUCED DIAMETER WIRE SEAL, END CAP</p>																																			
1) All dimensions are in metric(mm).	DRAWN: JARRY	03JAN14																																				
2) Tolerances are as follows: 1 PL DEC ±0.30 2 PL DEC ±0.15 3 PL DEC ±0.08	CHECKED:																																					
3) Note reference =	ENGINEER:																																					
	APPROVAL:																																					
MATERIAL SPECIFICATIONS:	CUSTOMER:																																					
PROCESS SPECIFICATIONS:	THIS DRAWING IS SUPPLIED FOR INFORMATION ONLY. DESIGN FEATURES, SPECIFICATIONS AND PERFORMANCE DATA SHOWN HEREON ARE THE PROPERTY OF THE AMPHENOL CORPORATION. NO RIGHTS OF REPRODUCTION ARE IMPLIED. ALL DIMENSIONS ARE SUBJECT TO NORMAL MANUFACTURING VARIATIONS.		SIZE: B C-	DWG NO: AT04-6P-MM01XXX																																		
NEXT ASSY:	SCALE: NONE		REVISION: A3	SHEET 1 OF 1																																		

TITLE: RECEPTACLE, 6 PIN, AT, REDUCED DIA. WIRE SEAL, END CAP
DWG NO: AT04-6P-MM01XXX
REV: A3
SH: 1
OF: 1