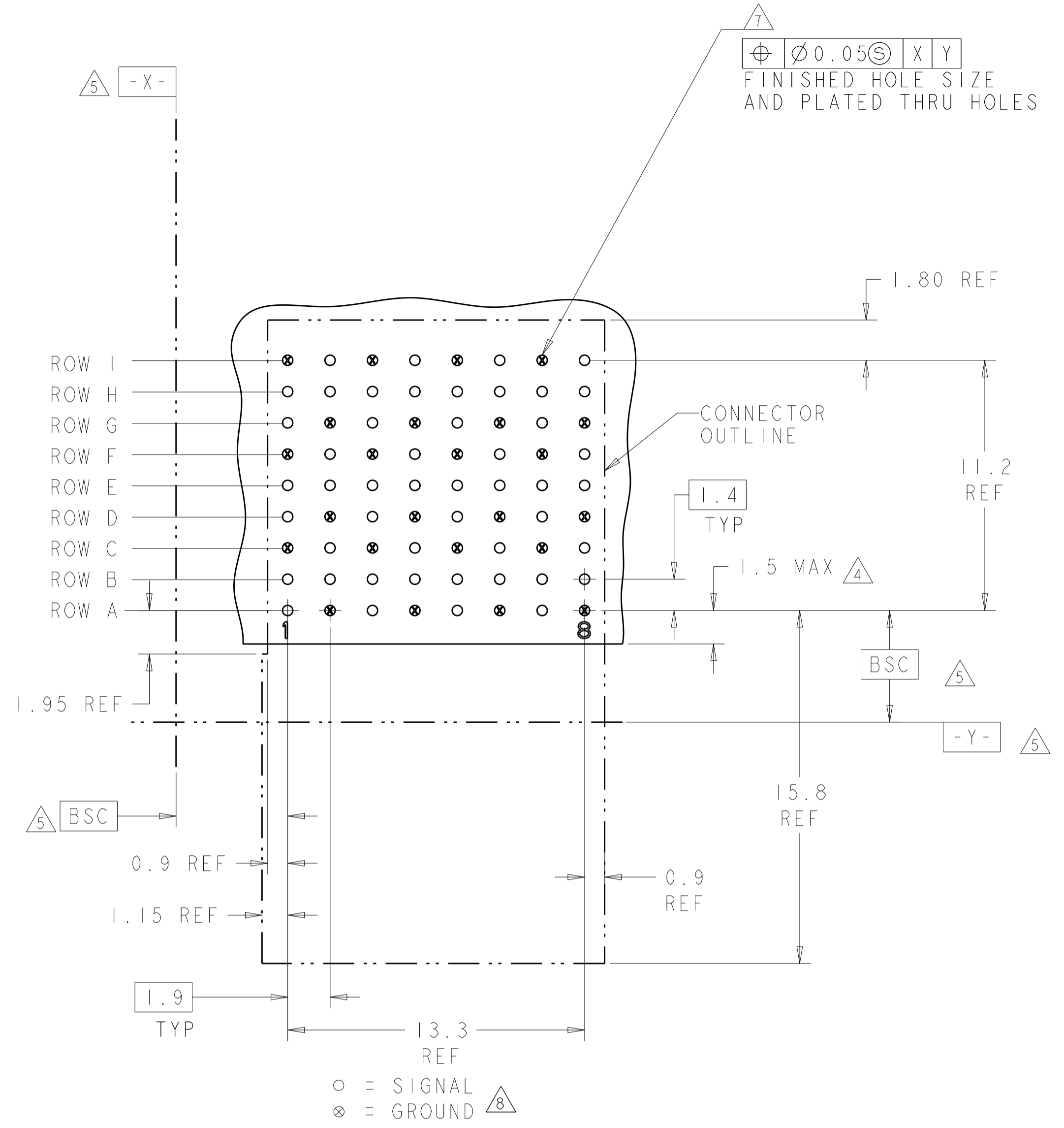
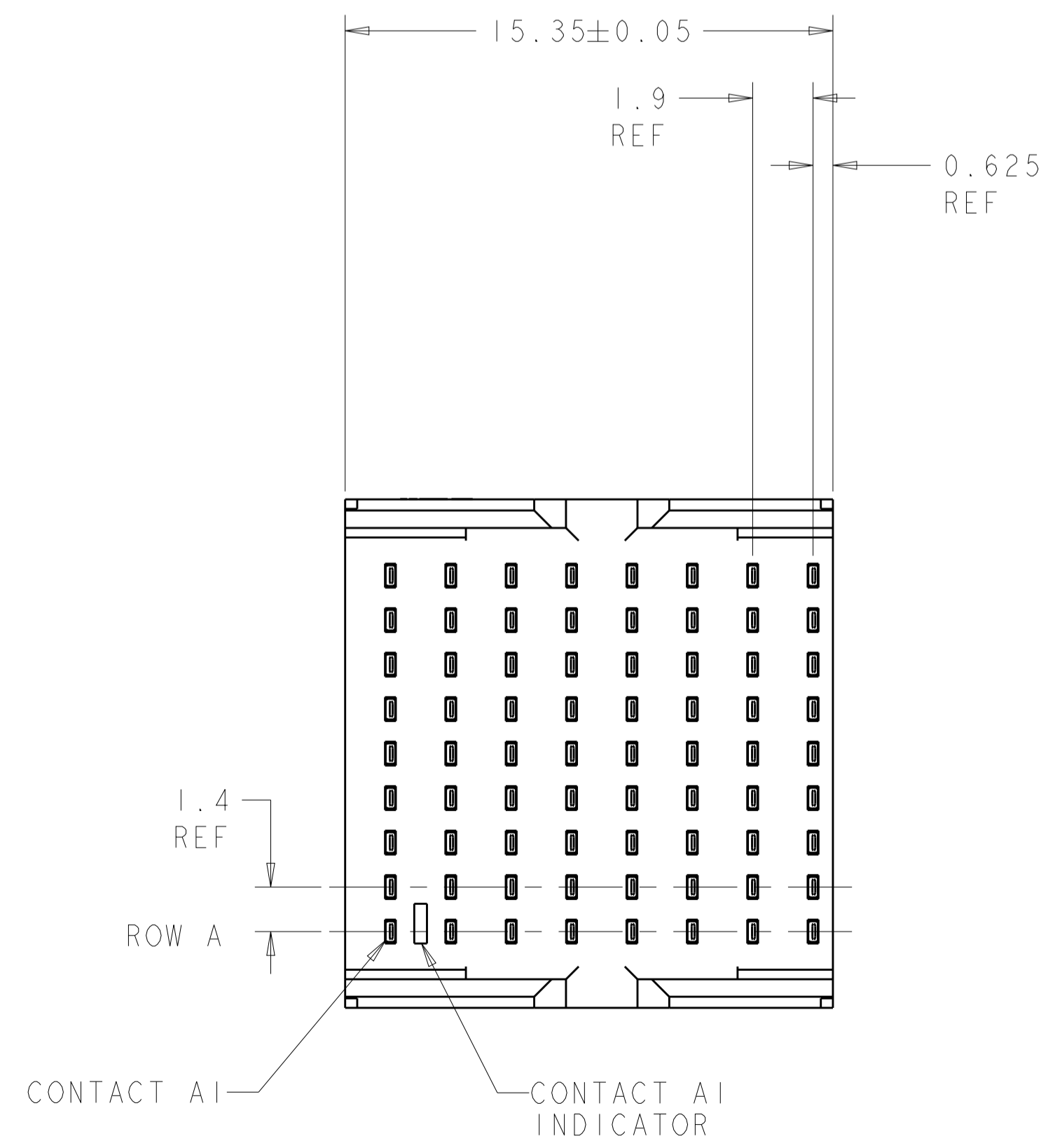
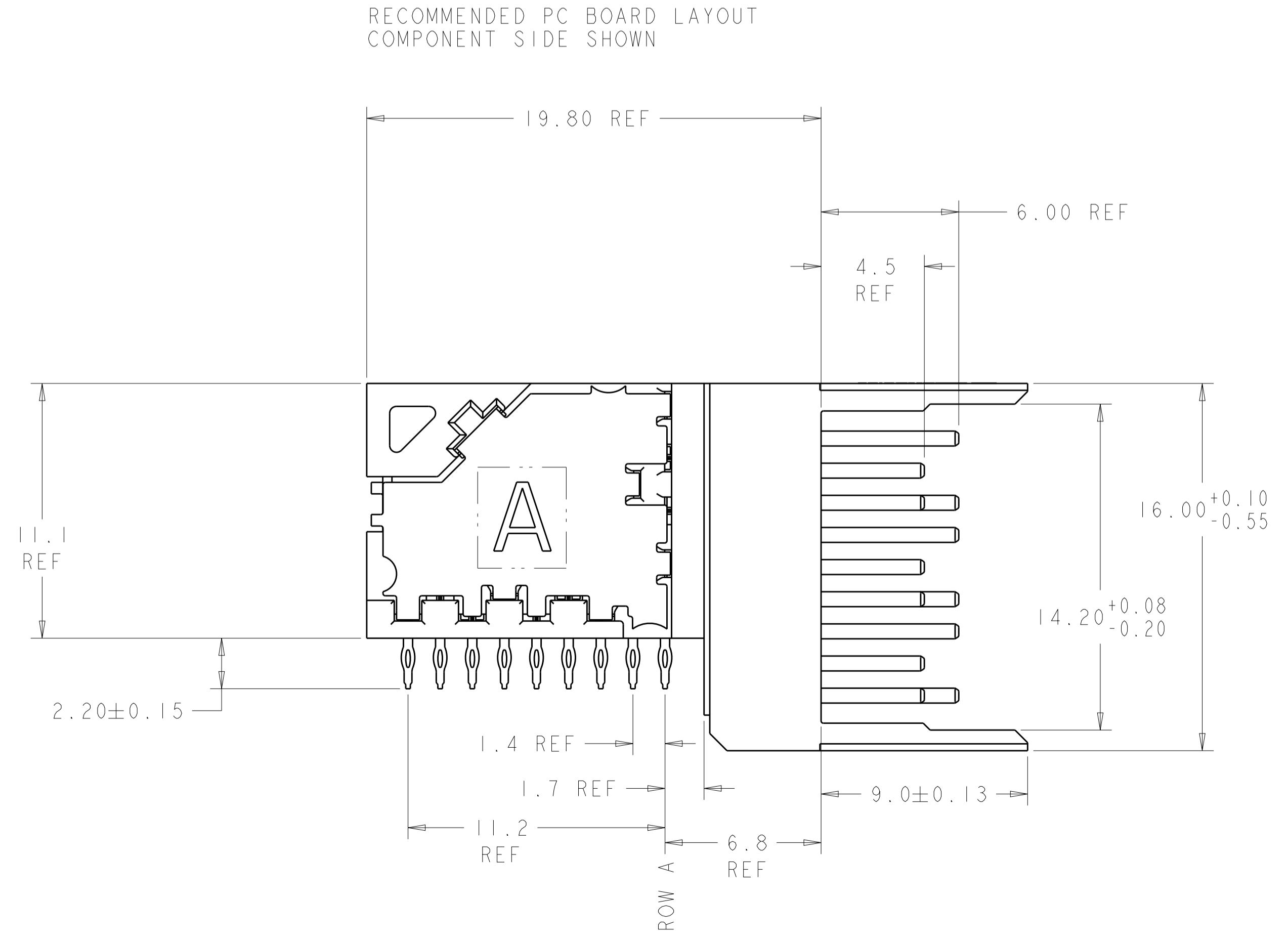
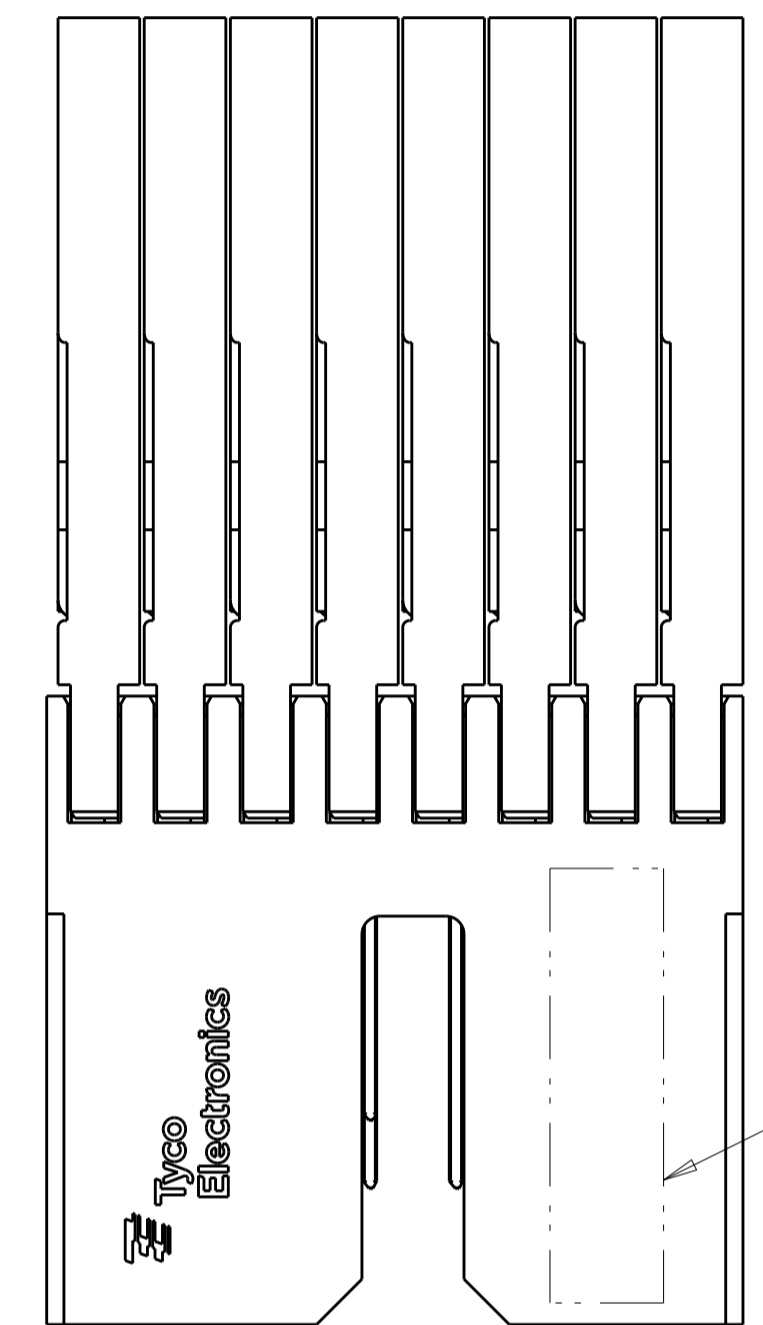


LOC	DIST	REVISIONS			
P	LTN	DESCRIPTION	DATE	DWN	APVD
C		REVISED PER ECO-13-002771	26FEB2013	KH	RP



- 1 MATERIAL:  
 CONTACT AND SHIELD: PHOS BRONZE  
 HOUSING AND CHICKLET: LCP, UL 94V-0, COLOR: BLACK
- 2 FINISH:  
 CONTACT AREA FINISH CONFORMS TO THE REQUIREMENTS OF TE PRODUCT SPECIFICATION 108-2303; BASED ON TELCORDIA GR-1217-CORE FOR SYSTEM QUALITY LEVEL III, APPLICATIONS IN CONTROLLED ENVIRONMENTS (CENTRAL OFFICE). COMPLIANT PIN AREA- 0.5µm MIN MATTE TIN OVER 1.27µm MIN NICKEL. SHIELD 1.27µm MIN NICKEL.
- 3 CONNECTOR MARKED WITH PART NUMBER, DATE CODE, AND STANDARD IN APPROXIMATE AREA SHOWN.
- 4 DIMENSION APPLIES TO CENTERLINE OF THRU HOLE.
- 5 DATUMS AND BASIC DIMENSIONS ESTABLISHED BY CUSTOMER.
- 6 CONTACT AREA LUBRICATED WITH BELLCORE APPROVED LUBRICANT. TECHNICAL REFERENCE: GR-1217-CORE, ISSUE 1, NOVEMBER 1995.
- 7 REFERENCE APPLICATION SPEC 114-13202 FOR RECOMMENDED PLATED THRU HOLE DIAMETER AND PLATING THICKNESS.
- 8 ALL GROUNDS IN ODD NUMBERED COLUMNS ARE COMMONED. ALL GROUNDS IN EVEN NUMBERED COLUMNS, EXCEPT FOR ROW A ARE COMMONED.



1934359-1  
 PART NUMBER

THIS DRAWING IS A CONTROLLED DOCUMENT.		DWN S. MAGARO 16AUG2007	
DIMENSIONS: mm		CHK W. DAVIS 16AUG2007	
TOLERANCES UNLESS OTHERWISE SPECIFIED:		APVD B. PATTERSON 12OCT2007	NAME
0 PLC ±		PRODUCT SPEC	RIGHT ANGLE HEADER ASSEMBLY, OPEN ENDED, 3 PAIR, 8 COLUMN, Z-PACK TinMan
1 PLC ±		APPLICATION SPEC	SIZE CAGE CODE DRAWING NO RESTRICTED TO
2 PLC ±		WEIGHT	A100779C=1934359
3 PLC ±		CUSTOMER DRAWING	SCALE 6:1 SHEET 1 OF 1 REV C
4 PLC ±			
ANGLES ±			
FINISH			