


# TG-CJ-Li-30.5-30.5-6-PF Ceramic Heat Spreader



## Features


Large contact area  
Low weight  
High breakdown voltage  
Excellent heat spreader  
Custom shapes possible

## Applications

LED/ NotebookPC/ M/B/ PowerTransistor/ PowerModule/CPU/ ChipIC

Main Component			AL <sub>2</sub> O <sub>3</sub>
Physical Property	Density	g/cm <sup>3</sup>	3.66
	Water Absorption	%	0.002
	Sinter Temperature	°C	1700
	Acid resistance	mg/cm <sup>3</sup>	≦ 0.2
	Alkali	mg/cm <sup>3</sup>	≦ 0.2
Mechanical Property	Mohs Hardness	HV	9
	Bend Strength	Mpa	≧ 610
	Compression Intensity	Mpa	≧ 620
Thermal Property	Maximum working temperature	°C	1400
	Refractoriness	°C	≧ 1500
	thermal expansion coefficient	( 1 x 10 <sup>-6</sup> )mm/°C	7.8 ~ 8.3
	Thermal Shock resistance	T(°C)	200
	Thermal Conductivity	W/m.k	40 ~ 51
Electrical Property	Resisting rate of Volume	Ω. °C	1016
	DC breakdown strength	KV/mm	15.2 ~ 16.7
	Insulation Breakdown Intensity	KV/mm	18
	Dielectric Constant (1 MHz)	(E)	10
	Dielectric Dissipation	(tg o)	0.4*10 <sup>-3</sup>

# Li-98 ThermalTape



## Features

- Good adhesion
- Very good thermal conductivity
- Highly compressible
- Easy to assemble

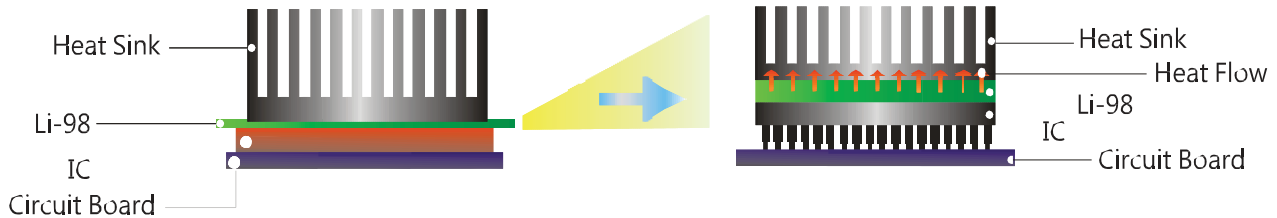
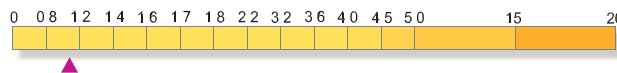
## Applications

- Electronic components: IC / CPU / MOS
- LED / M / B / P / S / Heat Sink / LCD-TV / Notebook PC / PC / Telecom Device / Wireless Hub etc...
- DDR II Module / DVD Applications / Hand-Set applications etc...

## Properties

- REACH Compliant
- RoHS Compliant

Thermal Conductivity: 0.95 W/mK  
(W/mK - Z Axis)



Property	Li-98	Li-98C	Li98CN	Unit	Test Method
Thickness	0.15	0.25	0.2	0.18	ASTMD374
Colour	White	White	White	White	Visual
Reinforcement Carrier	Fibreglass mesh				
Density	1.85	1.85	1.9	1.8	g/cm <sup>3</sup> ASTMD792
Tensile Strength	200	400	200	50	psi ASTMD412
Glass Transition Temperature	-30	-30	-27	-30	°C
Short Time Use Temperature (30sec)	200	200	200	200	°C
Continuous Working Temperature	-30 to 120	-30 to 120	-30 to 120	-30 to 120	°C
Thermal Conductivity	0.95	0.95	1.8	2	W/mK ASTM D5470
Thermal Impedance @ <1psi	1.0	1.8	0.7	0.6	Cin <sup>2</sup> /W ASTM D5470
Thermal Impedance @ 50psi	0.9	1.5	0.5	0.3	Cin <sup>2</sup> /W ASTM D5470
Initial Tack	11	10	14	15	cm PSTC-6
Lap Shear Strength	61	61	65	55	N/cm <sup>2</sup> ASTM D1002
Die Shear Strength @ 25 °C	120	120	118	100	N/cm <sup>2</sup> -
Die Shear Strength @ 80 °C	69	69	68	55	N/cm <sup>2</sup> -
Holding Power 1000g @ 25 °C using 1 in <sup>2</sup>	>10000	>10000	>10000	>10000	min PSTC-7
Holding Power 1000g @ 80 °C using 1 in <sup>2</sup>	>10000	>10000	>10000	>10000	min PSTC-7
180° Peeling Strength (aluminium)	4	5	4	3	N/cm ASTM D3330
Dielectric Breakdown Voltage (Vac)	>2	>3	>3	>5	kV ASTMD149
Dielectric Breakdown Voltage (Vdc)	>3	>4	>4	>6	kV ASTMD149

Available with an adhesive backing

