

Single relay - REL-IR/LDP-125DC/2X21 - 2834960

Please be informed that the data shown in this PDF Document is generated from our Online Catalog. Please find the complete data in the user's documentation. Our General Terms of Use for Downloads are valid (<http://phoenixcontact.com/download>)



Pluggable industrial relay with power contacts, 2 PDT, test button, status LED, free-wheeling diode, mechanical switch position indicator, polarity A1+, A2-, input voltage 125 V DC

The figure shows version: REL-IR/LDP- 24DC/2X21

Why buy this product

- With detectable manual operation
- Mechanical switch position indicator
- DC types with integrated freewheeling diode
- Integrated status LED



Key Commercial Data

Packing unit	10 STK
GTIN	
GTIN	4046356479844

Technical data

Dimensions

Width	21.5 mm
Height	28 mm
Depth	36 mm

Ambient conditions

Ambient temperature (operation)	-55 °C ... 70 °C
Ambient temperature (storage/transport)	-55 °C ... 70 °C

Coil side

Nominal input voltage U_N	125 V DC
Typical input current at U_N	7.2 mA
Typical response time	13 ms

Single relay - REL-IR/LDP-125DC/2X21 - 2834960

Technical data

Coil side

Typical release time	14 ms
Coil resistance	17380 Ω ±15 % (at 20 °C)
Power dissipation for nominal condition	0.9 W

Contact side

Contact type	2 PDT
Type of switch contact	Single contact
Contact material	Ag
Maximum switching voltage	250 V AC/DC
Minimum switching voltage	5 V
Min. switching current	1 mA
Maximum inrush current	20 A (15 ms)
Limiting continuous current	10 A
Interrupting rating (ohmic load) max.	2500 VA (for 250 V AC)

General

Test voltage relay winding/relay contact	2 kV AC (50 Hz, 1 min.)
Test voltage relay contact/relay contact	2 kV AC (50 Hz, 1 min.)
Operating mode	100% operating factor
Degree of protection	RT I
Mechanical service life	5x 10 ⁷ cycles
Mounting position	any
Assembly instructions	On relay base PR2

Standards and Regulations

Standards/regulations	DIN EN 61810-1
	VDE 0435-201
	EN 50178
Degree of pollution	2
Overvoltage category	II

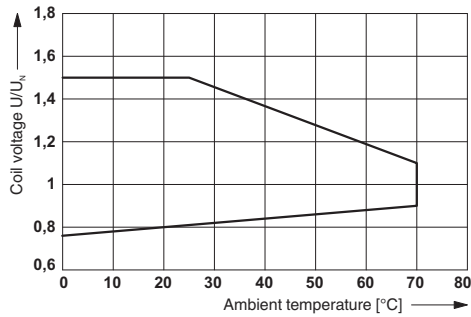
Environmental Product Compliance

China RoHS	Environmentally Friendly Use Period = 50
	For details about hazardous substances go to tab "Downloads", Category "Manufacturer's declaration"

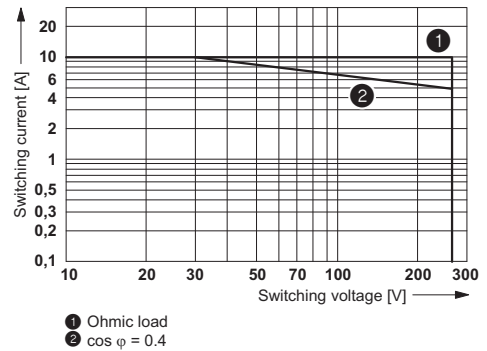
Drawings

Single relay - REL-IR/LDP-125DC/2X21 - 2834960

Diagram

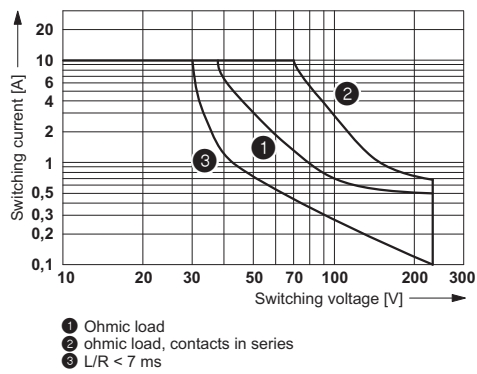


Diagram



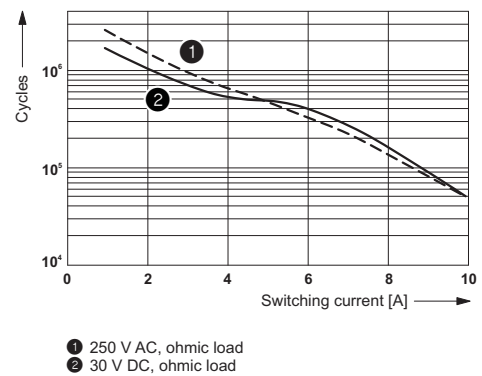
Operating voltage range

Diagram



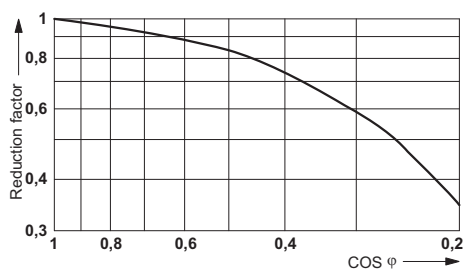
AC interrupting rating

Diagram



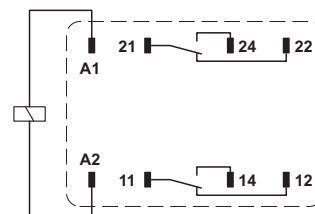
DC interrupting rating

Diagram



Electrical service life

Circuit diagram



Shown without LED and damping diode.
Contacts 21, 22, 24 are led onto relay base connections 41, 42, 44.

Service life reduction factor

Approvals

Approvals

Single relay - REL-IR/LDP-125DC/2X21 - 2834960

Approvals

Approvals

UL Listed / VDE Gutachten mit Fertigungsüberwachung / cUL Listed / EAC / cULus Listed

Ex Approvals

Approval details

UL Listed		http://database.ul.com/cgi-bin/XYV/template/LISEXT/1FRAME/index.htm	FILE E 172140
-----------	--	---	---------------

VDE Gutachten mit Fertigungsüberwachung		http://www2.vde.com/de/Institut/Online-Service/VDE-gepruefteProdukte/Seiten/Online-Suche.aspx	40026798
---	--	---	----------

cUL Listed		http://database.ul.com/cgi-bin/XYV/template/LISEXT/1FRAME/index.htm	FILE E 172140
------------	--	---	---------------

EAC			RU C-DE.A*30.B.01082
-----	--	--	----------------------

cULus Listed			
--------------	--	--	--

Phoenix Contact 2018 © - all rights reserved
<http://www.phoenixcontact.com>

PHOENIX CONTACT GmbH & Co. KG
Flachmarktstr. 8
32825 Blomberg
Germany
Tel. +49 5235 300
Fax +49 5235 3 41200
<http://www.phoenixcontact.com>