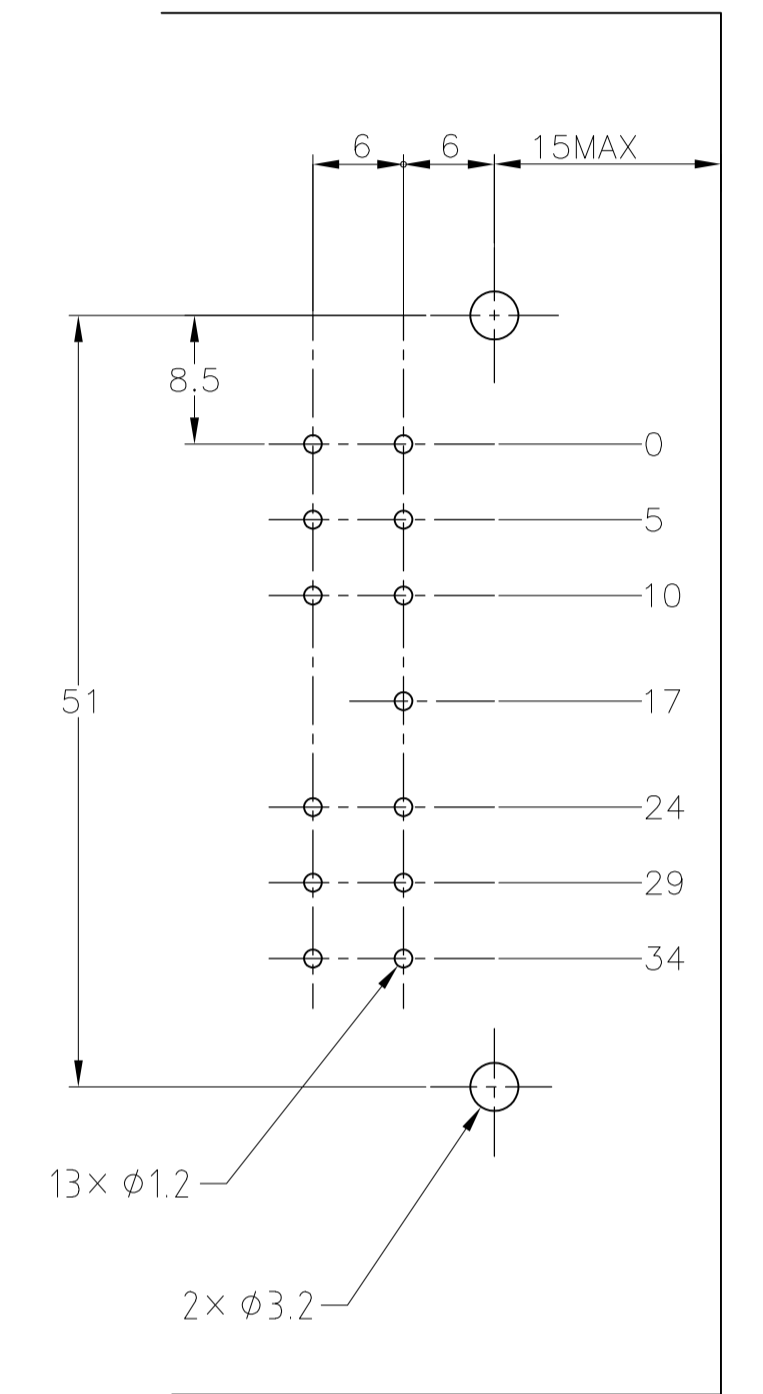
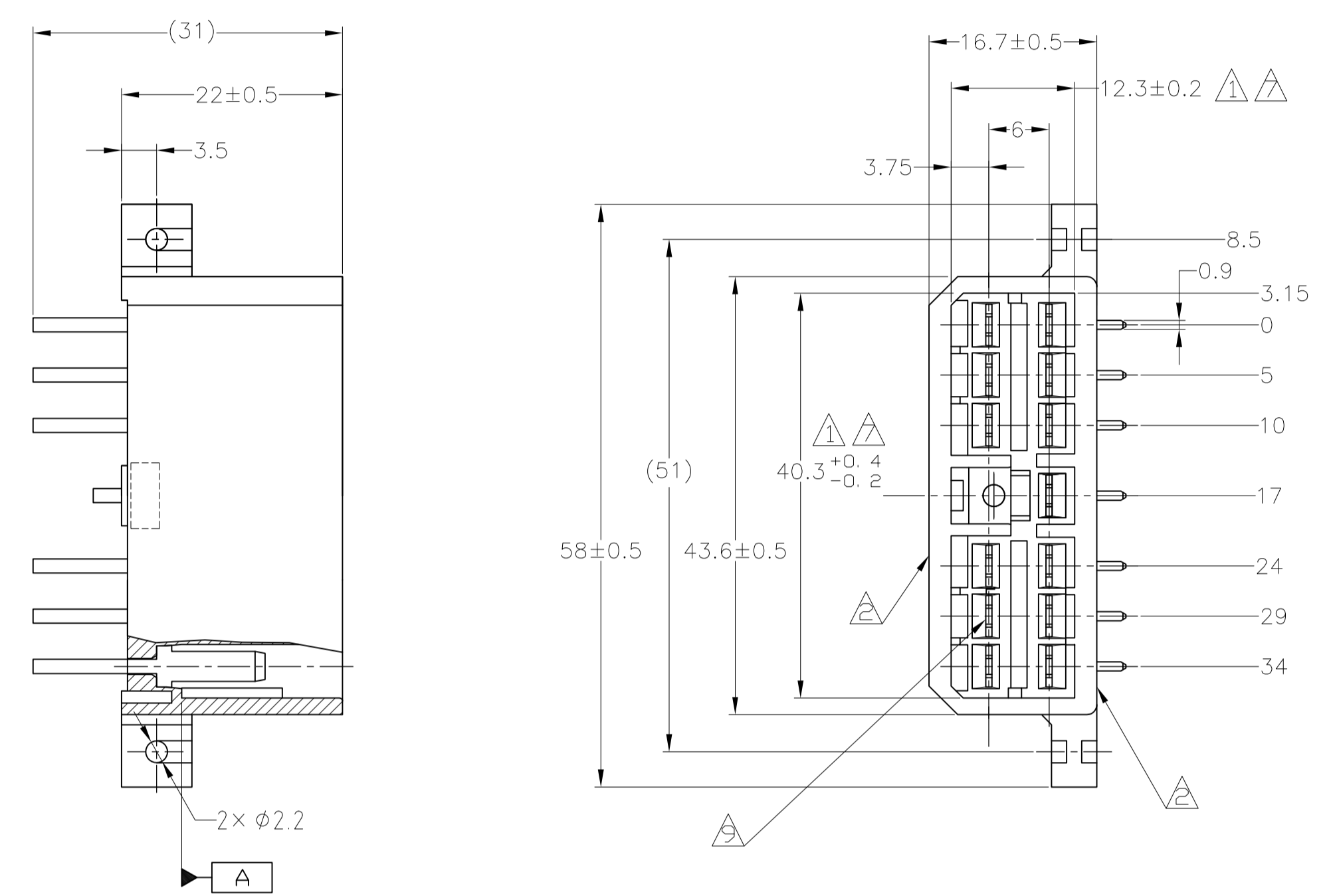


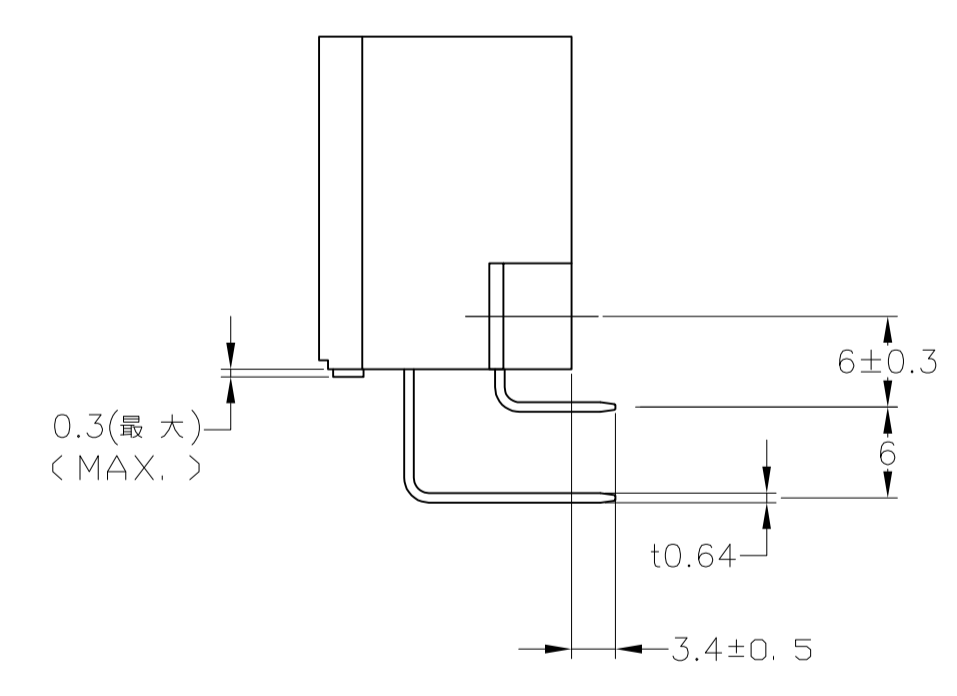
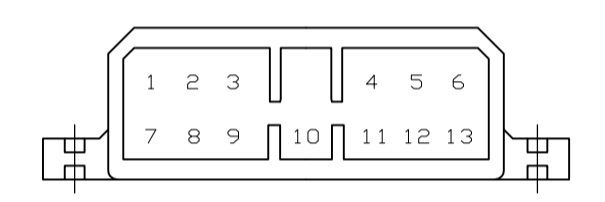
プリント基板取付穴寸法図
 (MOUNTING DIMENSIONS FOR P.C.BOARD)

1. 板厚, 1.6±0.15
(P.C.B. THICKNESS, 1.6±0.15)
2. 公差, ±0.1
(TOLERANCE, ±0.1)



- 注記:
- △ 相手ハウジングと所定の機能を満たしてかみ合えること。
 - △ フードの戻りは0.2以内。
 - 3 プリント基板への取付けは JIS B1115 M3 1種のタップネジで締め付けた後はんだ付けする。
 - 4 適用製品規格: 108-5093
 - △ 全面ニッケルめっき上に金フラッシュ及び接触部のみ厚さ0.76µm以上の金めっき。
 - △ 全面ニッケルめっき上に金フラッシュ及び接触部のみ厚さ0.38µm以上の金めっき。
 - △ [A] 面より2mmの範囲で測定のこと。
 - 8 相手ハウジングとのかみ合力は、29.4N以下。但し、リセプタクルコンタクトは含まない。
 - △ タブは挿入されない(3-171882-4のみ)
 - △ 金めっき位置番号: 下記参照のこと
 - 11 金めっき端子のみ、基板はんだ付部にはんだめっきを施す。

- NOTE:
- △ IN COUPLING WITH THE PLUG HOUSING MATING SATISFIES FUNCTION
 - △ WARPAGE 0.2 MAX.
 - 3 SOLDERING AFTER MOUNTING P.C. BOARD BY 3mm DIA TAPPING SCREW, SPECIFIED IN JIS B1115
 - 4 PRODUCT SPEC NO. 108-5093
 - △ GOLD FLASH AND GOLD PLATING 0.76µm MIN. ONLY CONTACT AREA OVER NICKEL PLATING
 - △ GOLD FLASH AND GOLD PLATING 0.38µm MIN. ONLY CONTACT AREA OVER NICKEL PLATING
 - △ TO BE MEASURED WITHIN 2mm FROM [A]
 - 8 IN COUPLING WITH THE PLUG HOUSING MATING FORCE 29.4N MAX. WITHOUT RECEPTACLE CONTACT
 - △ TAB MUST NOT BE INSERTED (3-171882-4 ONLY)
 - △ GOLD PLATED POSITION NUMBER.
 - 11 TIN LEAD PLATING IN PART OF SOLDER TAIL SIDE ONLY GOLD PLATED CONTACT.



⑦~⑬	△	SELECTIVE-TIN (MATTE)	SELECTIVE GOLD (0.38µm MIN.)	NATURAL	4-5171882-1
			PRE-TIN		
①~⑬	△	SELECTIVE-TIN (MATTE)	SELECTIVE GOLD (0.38µm MIN.)	NATURAL	2-5171882-1
①~⑬	△	SELECTIVE-TIN (MATTE)	SELECTIVE GOLD (0.76µm MIN.)	NATURAL	1-5171882-1
⑦~⑬	△	TIN-LEAD	SELECTIVE GOLD (0.38µm MIN.)	NATURAL	4-171882-1
			PRE-TIN		
OBSOLETE	--		PRE-TIN	GREEN	3-171882-4
OBSOLETE	①~⑬	TIN-LEAD	SELECTIVE GOLD (0.38µm MIN.)	YELLOW	2-171882-7
			PRE-TIN		
①~⑬	△	TIN-LEAD	SELECTIVE GOLD (0.38µm MIN.)	GREEN	2-171882-4
			PRE-TIN		
①~⑬	△	TIN-LEAD	SELECTIVE GOLD (0.38µm MIN.)	NATURAL	2-171882-1
			PRE-TIN		
OBSOLETE	①~⑬	TIN-LEAD	SELECTIVE GOLD (0.76µm MIN.)	GREEN	1-171882-4
			PRE-TIN		
①~⑬	△	TIN-LEAD	SELECTIVE GOLD (0.76µm MIN.)	NATURAL	1-171882-1
			PRE-TIN		
OBSOLETE	--		PRE-TIN	YELLOW	171882-7
			PRE-TIN	GRAY	171882-6
OBSOLETE	--		PRE-TIN	BLUE	171882-5
			PRE-TIN	GREEN	171882-4
OBSOLETE	--		PRE-TIN	BROWN	171882-3
			PRE-TIN	BLACK	171882-2
			PRE-TIN	NATURAL	171882-1
GOLD PL. POSITION No. 金めっき位置番号		SOLDERING SIDE 半田付け部	CONTACT SIDE 接触部側	COLOR 色	PART NUMBER 製品型番
		CONTACT FINISH コンタクト仕上			

TOLERANCE UNLESS OTHERWISE SPECIFIED.
 公差
 0 <= x <= 10 : ±0.2
 10 <= x <= 30 : ±0.25
 30 <= x <= 100 : ±0.3
 ANGLE : ±3°

THIS DRAWING IS A CONTROLLED DOCUMENT. DIN T. SHINOHARA 31AUG07
 CHK K. BETSUJI 31AUG07
 DIMENSIONS: mm TOLERANCES UNLESS OTHERWISE SPECIFIED: 一般公差
 0 PL ±
 1 PL ±
 2 PL ±
 3 PL ±
 4 PL ±
 ANGLES ±

APPROVED: K. BETSUJI 31AUG07 NAME 職名
 PRODUCT SPEC 製品仕様
 APPLICATION SPEC 取付適用規格

STE NOTE 4

MATERIAL 材料 HSG: 66 NYLON CONTACT: BRASS FINISH 仕上 SEE TABLE WEIGHT 重量

STE Connectivity
 13P HORIZONTAL TYPE CAP HOUSING MULTI-INTERLOCK CONN. WIRE TO PCB

SIZE A1 CASE CODE 00779 DRAWING NO. 171882 RESTRICTED TO
 CUSTOMER DRAWING SCALE 2:1 SHEET 1 OF 1 REV H5