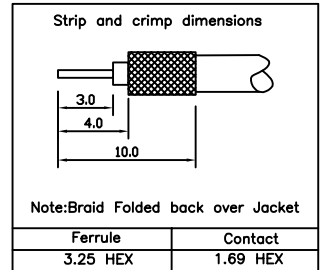
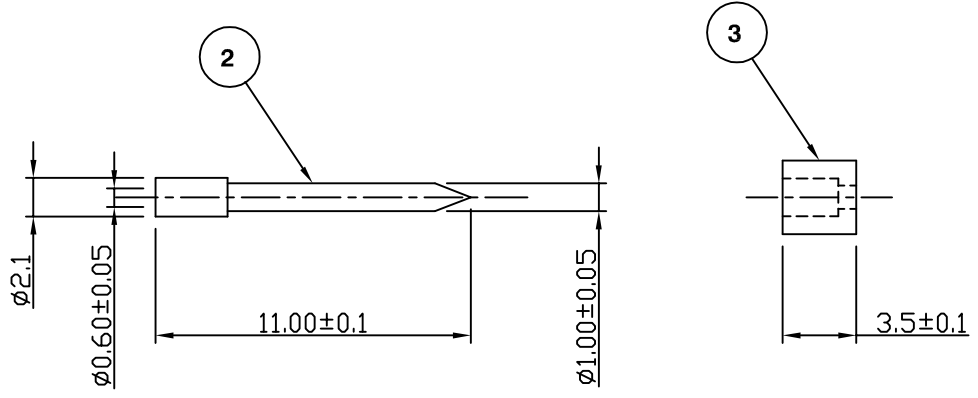
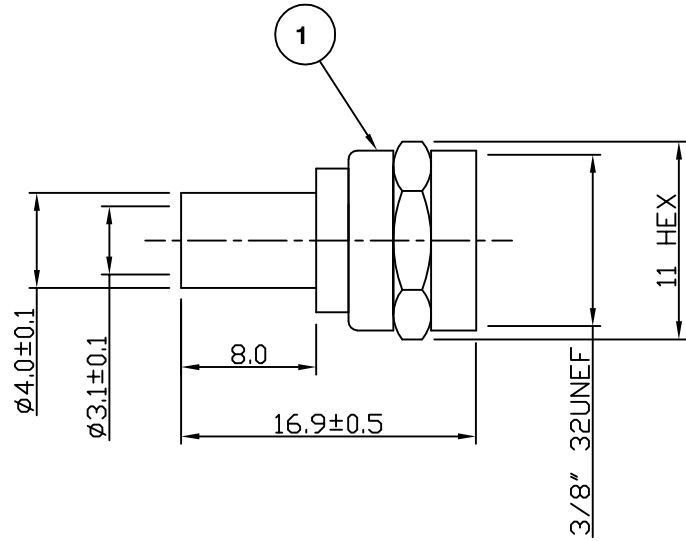


RoHS COMPLIANT



**Electrical Characteristics**

Nominal Impedance:	Non Constant
Frequency Range:	DC to 2 GHz
VSWR:	1.35:1 maximum
Insertion Loss:	0.2 dB at 2 GHz
Operating Voltage (rms):	250 V maximum at sea level
Dielectric Withstand Voltage (rms):	1500 V maximum at sea level
Contact Resistance:	3.0 milliohms maximum
Insulation Resistance:	5000 megohms minimum

**Mechanical Characteristics**

Mating Cycles:	50 cycles (subject to cable)
Interface Dimensions:	Conform to MIL-C-39012


**Environmental Characteristics**

Temperature Range:	-65 °C to +165 °C
--------------------	-------------------

PART	DESCRIPTION
1	Body Brass, nickel plated 2.54 μm
2	Contact Brass, gold plated 0.076 μm - 0.127 μm
3	Dielectric PTFE

DESCRIPTION OF REVISION	APPVD	ISS	DATE
Strip & Crimp Dims Added	MS	5	24 Aug 09
Address	MS	4	17 Mar 09
CAD Issue	PCD	3	29 May 02
Pin Dimension Change	RCS	2	31 Jul 00
First Issue	PDC	1	19 Jun 00

For stripping and assembly instructions see Drawing Number: VAIF1107

 <p>Cinch Connectivity Solutions 7-13 Russel Way, Widford Industrial Estate, Chelmsford, Essex, CM1 3AA, UK. Tel: +44 (0) 1245 359515 Fax: +44 (0) 1245 358938</p>	SCALE: Not To Scale	DRAWN BY: P D Couzens	TITLE:  <b>F Crimp Plug For RG179</b>	PART NUMBER:  <b>VF10-2061</b>
	DIMENSIONS: mm	CHECKED BY: P D Couzens		PAGE: 1 of 1
	TOLERANCES: ± 0.2mm unless otherwise stated	APPROVED BY: S Nash		
	DATE: 29 May 02			