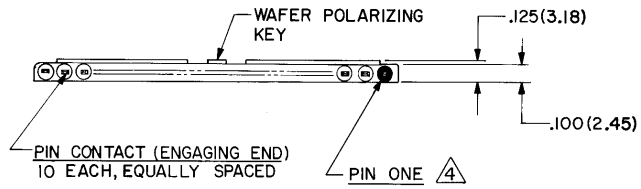
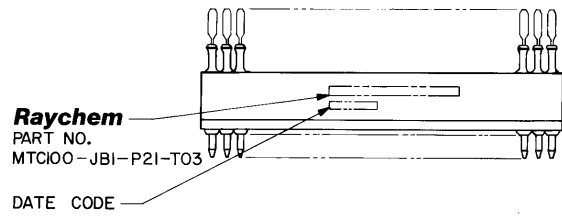
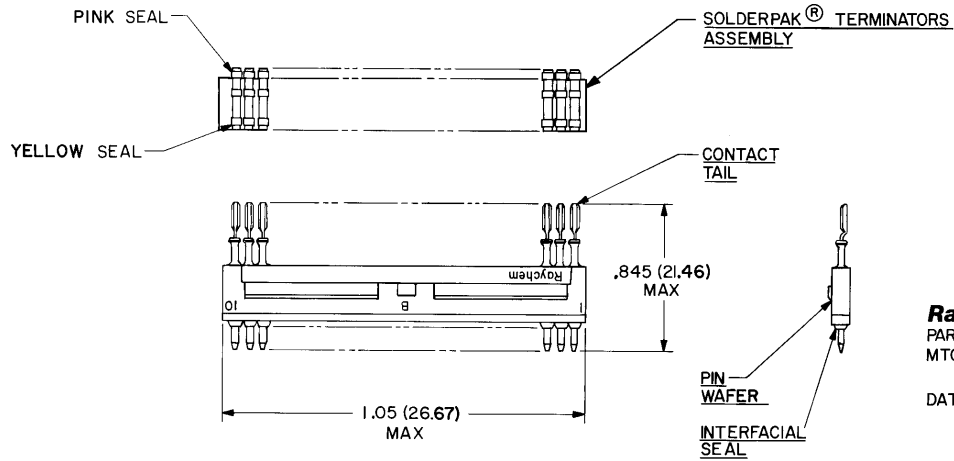


REVISIONS				DATE	APPROVED
ZONE	LTR	DESCRIPTION			
—	A	CHG'D PER DCO**T-02585		W.J.	



\triangle 5 WEIGHT (MAX.): LBS. | GRAMS
.0047 | 2.12

\triangle 4 PIN ONE : PIN NUMBER ONE MARKED IN CONTRASTING COLOR ON INTERFACIAL SEAL.

3. WAFER : WAFER MEETS THE REQUIREMENTS OF RAYCHEM SPECIFICATION D-6011.

2. FINISH :

2-A PIN WAFER ; FINISH TO BE AS MOLDED.

2-B PIN CONTACT ; GOLD PLATE PER MIL-G-45204, CLASS I.

(ENGAGING END)

2-C CONTACT TAIL ; COATED WITH SOLDER PER QQ-S-571.

1. MATERIAL :

1-A PIN WAFER ; HIGH GRADE POLYARYLENE THERMO-PLASTIC.

1-B PIN CONTACT ; COPPER ALLOY PER QQ-B-613 OR QQ-C-502.

1-C INTERFACIAL SEAL ; SILICONE ELASTOMER PER MIL-R-25988.

1-D SOLDERPAK[®] TERMINATORS ASSY ; REFER TO RAYCHEM DWG. CTA-0026 FOR DATA.

NOTES

If this document is printed it becomes uncontrolled.
Check with the web for latest revision.

DO NOT SCALE THIS DRAWING

SPECIFICATION CONTROL DRAWING

UNLESS OTHERWISE SPECIFIED DIMENSIONS ARE IN INCHES BRACKETED DIMENSIONS () ARE METRIC AND TOLERANCES ARE: .XXX: ± .005 (0.13 M.M.) .XX: ± .02 (0.51 M.M.) \triangle : ± —	DRAWN	W.V.J.	1-15-81	Raychem <small>RAYCHEM CORPORATION 300 CONSTITUTION DRIVE MENLO PARK, CALIFORNIA 94025</small>
	CHECKED	<i>[Signature]</i>		
	APPROVED	<i>[Signature]</i>	1-22-87	
	APPROVED	<i>[Signature]</i>	2-6-81	
				TITLE KIT, 1" PIN WAFER "B" WITH SOLDERPAK [®] TERMINATORS, FOR ROUND WIRE (20-26 AWG), 150°C TEMPERATURE RATING MTC 100 SERIES
	SIZE	CODE IDENT	DWG. NO.	
	C	NO. 06090	MTC100-JBI-P2I-T03	
		WEIGHT \triangle 5	SHEET	OF 1

© Raychem Corporation 1981