

## Network cable - VS-M12MSS-IP20-94B/ 2,0/POE - 1402845

Please be informed that the data shown in this PDF Document is generated from our Online Catalog. Please find the complete data in the user's documentation. Our General Terms of Use for Downloads are valid (<http://download.phoenixcontact.com>)



Assembled Ethernet cable, shielded, 4-pair, AWG 26 stranded (7-wire), RAL 5021 (water blue), M12 plug on RJ45 plug, SPEEDCON, length 2.0 m



### Key commercial data

Packing unit	1 pc
Minimum order quantity	50 pc
Weight per Piece (excluding packing)	120.0 GRM
Custom tariff number	85444210
Country of origin	Poland

### Technical data

#### Dimensions

Length of cable	2 m
-----------------	-----

#### Ambient conditions

Degree of protection	IP67 (M12 connector)
	IP20 (RJ45 connector)

#### General data

Rated current at 40°C	0.5 A
Rated voltage	30 V
Number of positions	8
Surge voltage category	I
Pollution degree	1

## Network cable - VS-M12MSS-IP20-94B/ 2,0/POE - 1402845

### Classifications

#### eCl@ss

eCl@ss 4.0	272607xx
eCl@ss 4.1	27260701
eCl@ss 5.0	27260701
eCl@ss 5.1	27259205
eCl@ss 6.0	27269202
eCl@ss 7.0	27449203
eCl@ss 8.0	27449203

#### ETIM

ETIM 4.0	EC002599
ETIM 5.0	EC002599

#### UNSPSC

UNSPSC 6.01	31251501
UNSPSC 7.0901	31251501
UNSPSC 11	31251501
UNSPSC 12.01	31251501
UNSPSC 13.2	31251501

### Approvals

#### Approvals

---

##### Approvals

UL Listed / cUL Listed / cULus Listed

---

##### Ex Approvals

---

##### Approvals submitted

---

##### Approval details

# Network cable - VS-M12MSS-IP20-94B/ 2,0/POE - 1402845

## Approvals

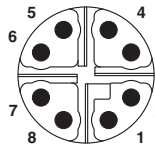
UL Listed	
Nominal current IN	0.5 A
Nominal voltage UN	60 V

cUL Listed	
Nominal current IN	0.5 A
Nominal voltage UN	60 V

cULus Listed	
--------------	--

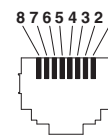
## Drawings

Schematic diagram



M12 Cat6A, 8-pos. plug pin assignment, pin side view

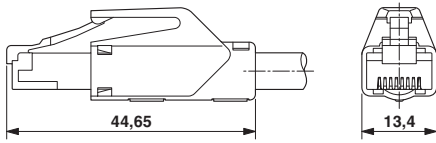
Schematic diagram



Connector pin assignment plug RJ45

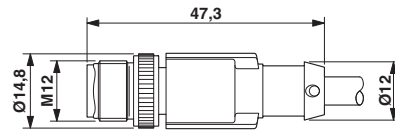
# Network cable - VS-M12MSS-IP20-94B/ 2,0/POE - 1402845

Dimensioned drawing



RJ45 connector dimensional drawing

Dimensioned drawing



M12 connector dimensional drawing

Circuit diagram

