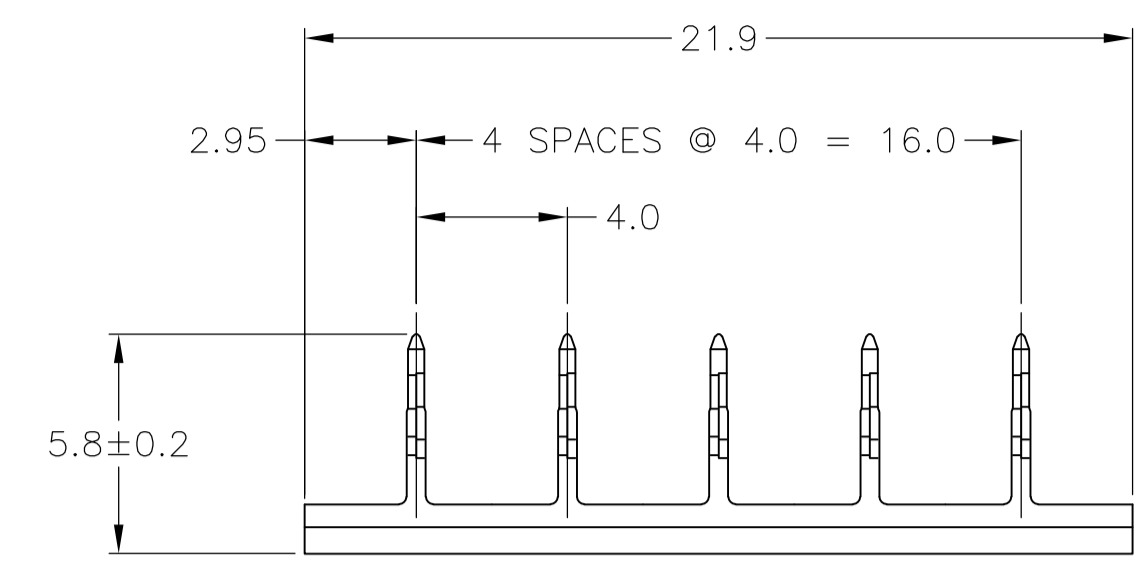
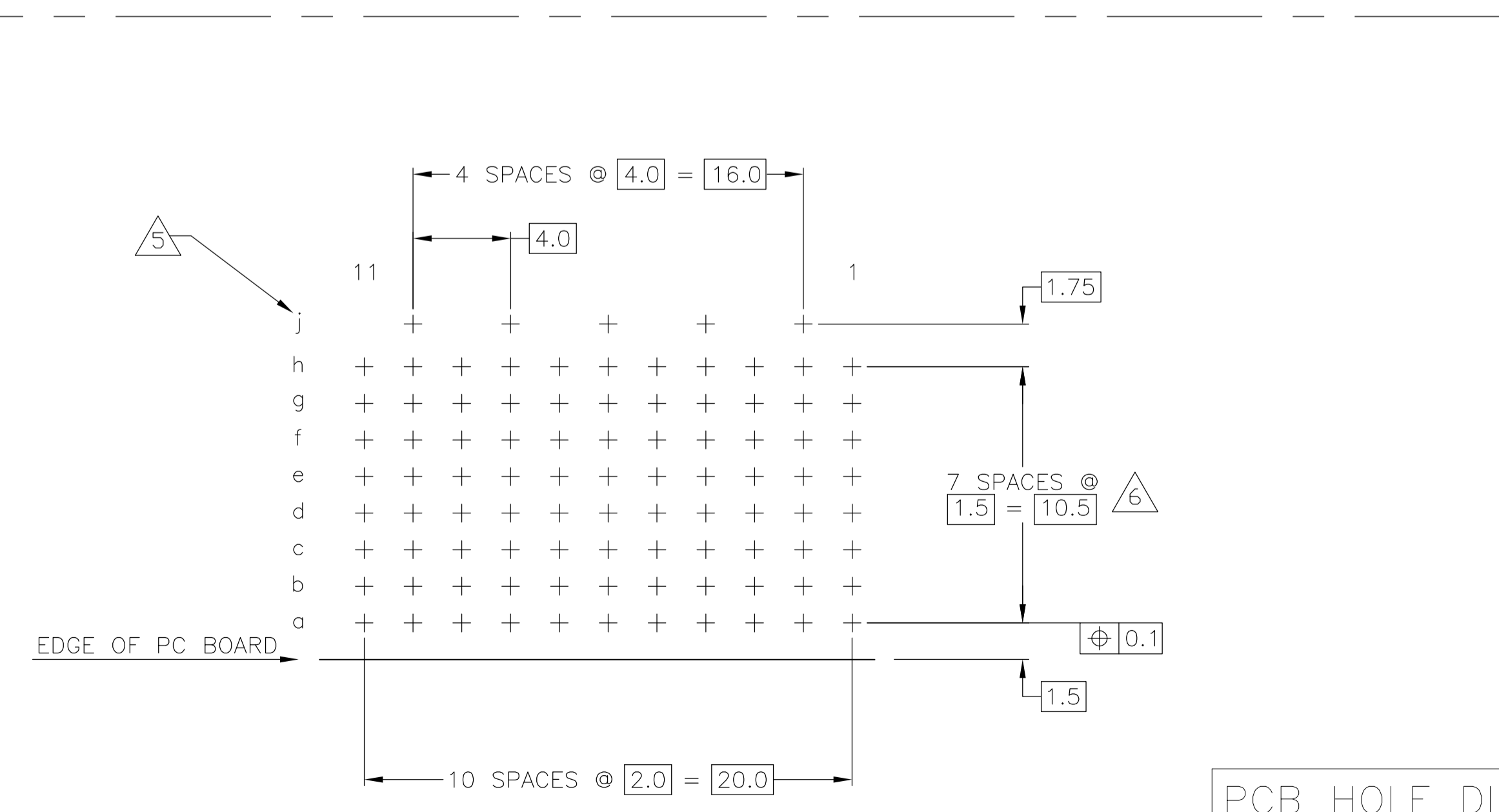
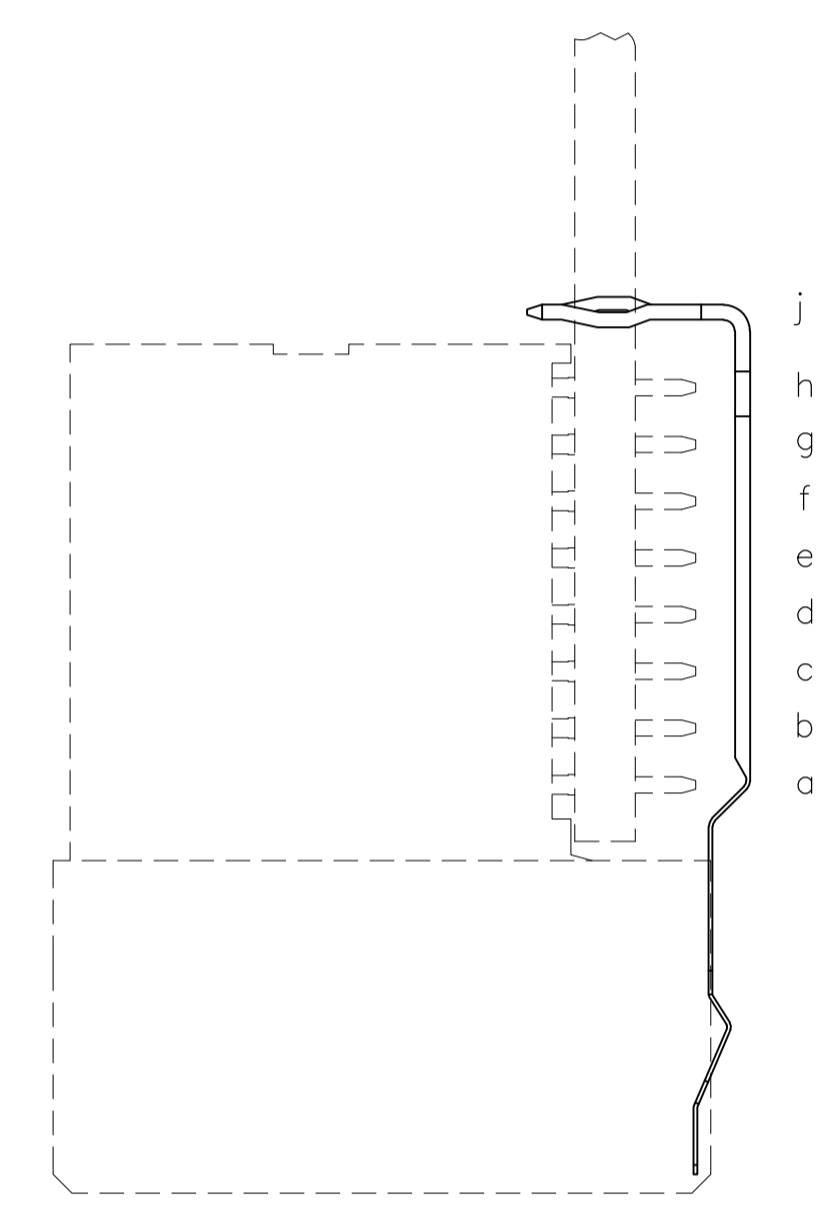
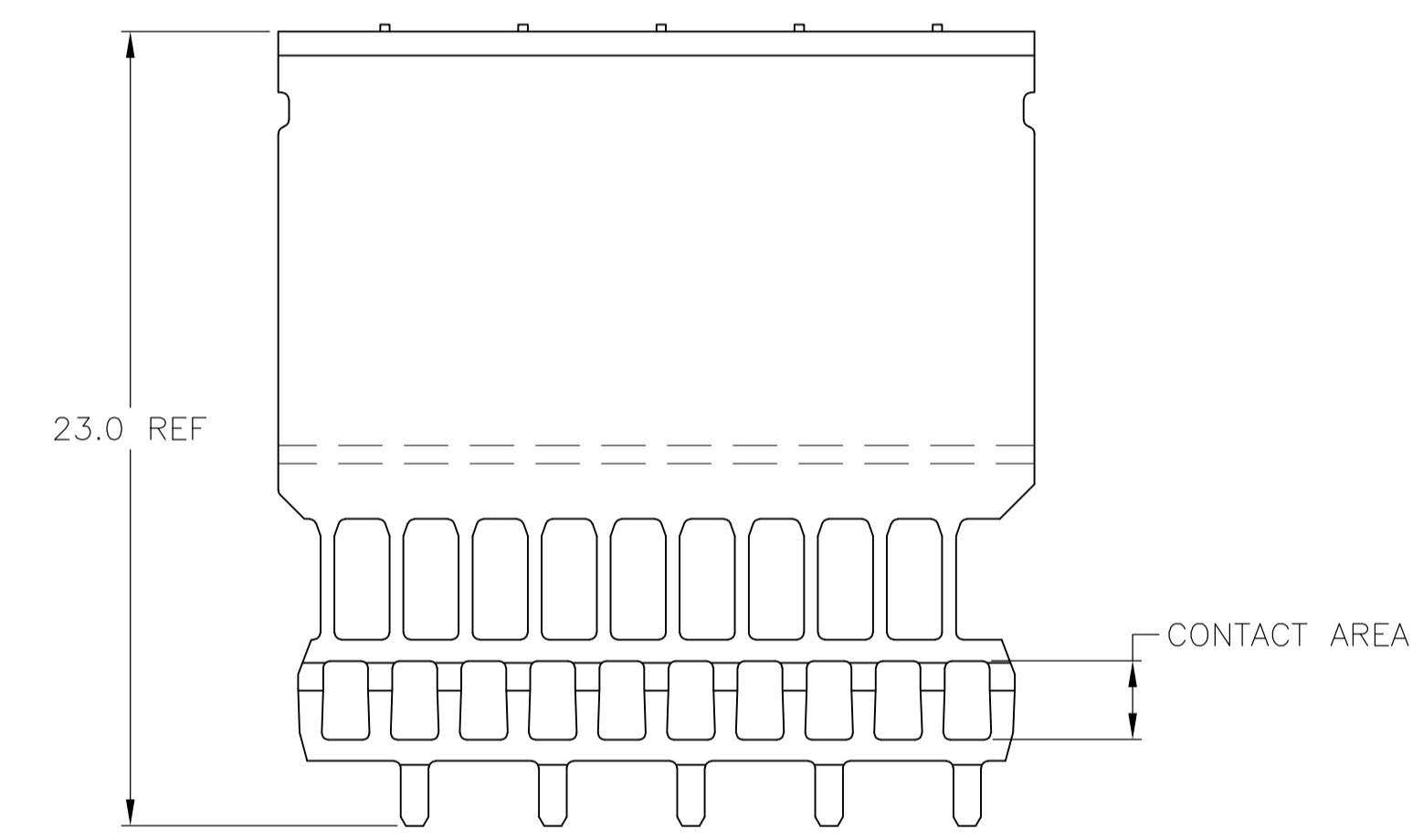


LOC		DIST		REVISIONS			
AD	00	REV	DATE	BY	CHK	APP	
F		REVISED PER ECO-07-030174	26MAR08	DH	JE		
F1		REVISED PER ECO-10-000443	15JAN10	KK	AEG		
G		ECR-10-018652	10SEP10	SW	MQW		



- 1 MATERIAL:  
CONTACT: PHOSPHOR BRONZE.
- 2 GENERAL PLATING SPECIFICATION: UNDERPLATING  
(ENTIRE CONTACT): 1.27µm MIN NICKEL AND ACTION  
PIN: 0.5µm MIN TIN/LEAD.  
FOR PLATING OF MATING SURFACES SEE APPLICABLE SPECIFICATION REFERENCE FOR EACH DASH NUMBER.
- 3 CONFORMS TO ALL TESTING ACCORDING TO IEC 61076-4-101 PERFORMANCE LEVEL 2.
- 4 CONNECTOR TESTED AND QUALIFIED AGAINST TELCORDIA GR-1217-CORE QUALITY LEVEL 3, CENTRAL OFFICE APPLICATIONS.
- 5 ROW J 5 PLATED THROUGH HOLES FOR LOWER-SHIELD.
- 6 HOLE PATTERN FOR FEMALE CONNECTOR TYPE A.  
88 PLATED-THROUGH HOLES A 1.5 X 2mm GRID.
- 7 CONTACT AREA LUBRICATED WITH BELLCORE APPROVED LUBRICANT.  
TECHNICAL REFERENCE: GR-1217-CORE, ISSUE 1, NOVEMBER 1995.
- 8 OBSOLETE PARTS: OBSOLETE CIS STREAMLINING PER D.RENAUD/D.SINISI



**PCB HOLE DIM ACTION PIN**  
 DRILLED HOLE: 0.7±0.025  
 FIN HOLE: 0.55 TO 0.65mm  
 Cu-thks: 0.025 TO 0.050mm  
 SnPb-thks: 0.004 TO 0.010mm

8 OBSOLETE	2 4 7	-646493-9-
	3	646493-1
	FINISH	PART NUMBER

THIS DRAWING IS A CONTROLLED DOCUMENT.		DIN B CARDO 06DEC05	Tyco Electronics Corporation Harrisburg, PA 17105-3608	
DIMENSIONS: mm		CHK G SKIPPER 06DEC05	NAME GROUND RETURN LOWER-SHIELD, TYPE F Z-PACK 2mm HM 8 ROW, FEMALE (INTEGRATED VERSION)	
TOLERANCES UNLESS OTHERWISE SPECIFIED:		APPD G SKIPPER 06DEC05	SIZE CAGE CODE DRAWING NO A1 00779 C=646493	
0-PLC ±		PRODUCT SPEC	RESTRICTED TO	
1-PLC ± 0.1		APPLICATION SPEC	-	
2-PLC ±		WEIGHT	-	
3-PLC ±		CUSTOMER DRAWING	SCALE 5:1 SHEET 1 OF 1 REV G	
4-PLC ±				
ANGLES				
FINISH SEE TABLE				