

SPECIFICATIONS

PARAMETERS	VALUES	UNIT
DIRECTIVITY	OMNI	-
SENSITIVITY	-45 ± 2	dB
STANDARD OPERATING VOLTAGE	4.5	Vdc
MAX OPERATING VOLTAGE	10	Vdc
CURRENT CONSUMPTION (MAX)	0.5	mA
IMPEDANCE	1	KOhm
SIGNAL TO NOISE RATIO (MIN.)	60	dB
TERMINAL	SOLDER PADS	-
INTERNAL CAPACITOR	N/A	pF

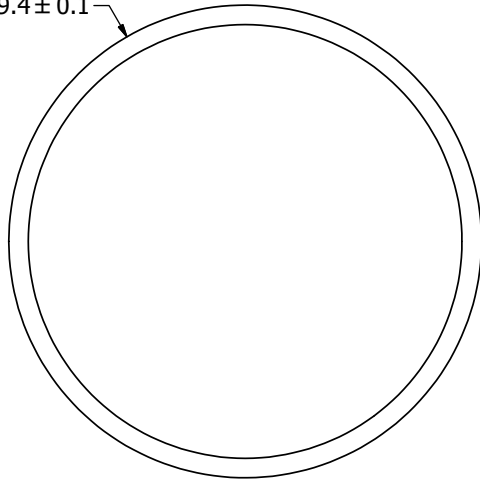
THIS DOCUMENT CONTAINS DATA PROPRIETARY TO PROJECTS UNLIMITED, INC. ANY USE OR REPRODUCTION, IN ANY FORM, WITHOUT PRIOR WRITTEN PERMISSION OF PROJECTS UNLIMITED, INC. IS PROHIBITED.
©2003, Projects Unlimited Inc.

REVISION HISTORY

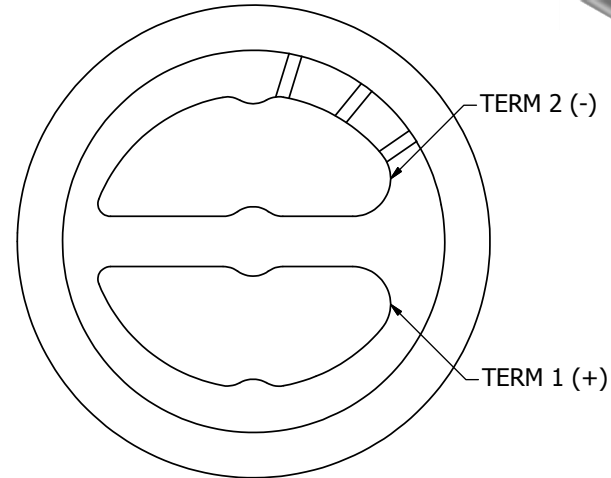

LTR	DESCRIPTION	DATE	APPROVED
-	RELEASED FROM ENGINEERING	1/30/2006	
A	ADDED TERMINAL POLARITY	1/30/2007	R.W.
B	REVISED TO INVENTOR 3-D DRAWING TEMPLATE	9/16/2010	B.R.



Ø9.4 ± 0.1

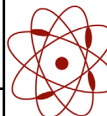


6.5 ± 0.2



NOTES:

1. ALL DIMENSIONS ARE IN MILLIMETERS.
2. SPECIFICATIONS SUBJECT TO CHANGE OR WITHDRAWAL WITHOUT NOTICE.
3. THIS PART IS RoHS 2002/95/EC COMPLIANT.

UNLESS OTHERWISE SPECIFIED: DIMENSIONS ARE IN MILLIMETERS, TOLERANCES ARE ±0.5 AND ANGLES ARE ±3°.	SIZE	Designed by	Date	Checked by	Date	Approved by	Date	Drawn Date
	A3	J.A.F.	1/30/2006	E.P.	1/30/2006	B.R.	1/30/2006	9/16/2010
AOM-6545L-R.idw		 pui audio <small>a projects unlimited company</small>		<h2>AOM-6545L-R</h2> <h3>Microphone</h3>		Edition	Sheet	
						-	1 / 1	