

SUMMARY



Image is for illustrative purpose only

Wires

Low	9
High	0
Coax	0
Triax	0
Quad	0
Fiber	0
Fluidic	0

Download

[Request a quote](#)

[Catalog](#)

Series	0K
Termination type	Female solder
IP rating	68
Cable Ø	0.00 - 0.00 mm
Matching parts	FGG.0K.309.KLAC50Z
Status	
Alternative part	

TECHNICAL DETAILS

Mechanics

Shell Style/Model	EG*: Fixed receptacle, nut fixing
Keying	1 key (alpha=0, plug: male contacts, receptacle: female contacts)
Housing Material	Brass (black chrome) shell and collet nut, nickel plated brass latch sleeve and mid pieces
Cable Fixing	∅ 0 - 0 mm
Variant	

Performance

Configuration	0K.309 : 9 Low Voltage
Insulator	L: PEEK (UL 94 / V-0/3.2, depends on material thickness)
Rated Current	2 Amps

Specifications

Contact Type:	Solder
Max. Matings:	5000
Contact Dia.:	0.5 mm (0.02in)
Bucket Dia.:	0.45 mm (0.018in)
Max. Solid Conductor:	0.09 mm ² (AWG 28)
Max. Stranded Conductor:	0.09 mm ² (AWG 28)

R (max): 8.7 mOhm
 Vtest (contact-shell): 500 V (AC), 710 V (DC)
 Vtest (contact-contact): 600 V (AC), 850 V (DC)

Others

Endurance (Shell): 5000 mating cycles
 Temp (min / max): -55°C / +200°C
 Humidity (max): <=95% [at 60 deg C / 140 F]
 Vibration: 15 g [10 Hz - 2000 Hz]
 Shock Resistance: 100 g [6 ms]
 Salt Spray Corrosion: >1000 hr
 Climatological Category: 50/175/21
 Shielding (min): 95 dB (10 MHz)
 Shielding (min): 80 dB (1 GHz)
 IP Rating: 68

DRAWINGS

Draws



Dimensions




	A	B	E	L	M	N	S1	S3	e
mm.	18	19.5	6	21.7	4	20.1	12.5	17	M14x1.0
in.	0,71	0,77	0,24	0,85	0,16	0,79	0,49	0,67	

RECOMMENDED BY LEMO

Tools

None

Cables

CMN.09.T28.050CNQZ			
CMN.09.T28.051PGCE	PVC	GREY	
CMN.09.T28.051PGZE		Grey	
CMN.09.T28.051PNCE	PVC	Black	
CMN.09.T28.051PNZE			
CMN.09.T28.051QGZE	TPR (medical)	Grey	