

(0,635mm) .025"

QMS-RA-PC, QFS-RA-PC SERIES

QFS-052-01-SL-D-RA-PC4

QMS-052-01-SL-D-RA-PC4

# HIGH SPEED SIGNAL WITH POWER

## SPECIFICATIONS

For complete specifications and recommended PCB layouts see [www.samtec.com?QMS-RA-PC](http://www.samtec.com?QMS-RA-PC) or [www.samtec.com?QFS-RA-PC](http://www.samtec.com?QFS-RA-PC)

**Insulator Material:**  
Liquid Crystal Polymer

**Terminal & Ground Plane Material:**  
Phosphor Bronze

**Plating:**  
Au over 50µ" (1,27µm) Ni

(Tin on Ground Plane Tail and Signal Tails)

**Current Rating:**  
Power Contact: 4.1A @ 80°C

Ground Plane: 8.9A @ 80°C

Signal Contact: 1.8A @ 80°C

**Voltage Rating:**  
300 VAC

**Operating Temp:**  
-55°C to +125°C

**RoHS Compliant:**  
Yes


**Processing:**  
Lead-Free Solderable:

Yes

**SMT Lead Coplanarity:**  
(0,10mm) .004" max (026-052)

(0,15mm) .006" max (078)

**Board Stacking:**  
For applications requiring more than two connectors per board, contact [ipg@samtec.com](mailto:ipg@samtec.com)



• Integral guide post

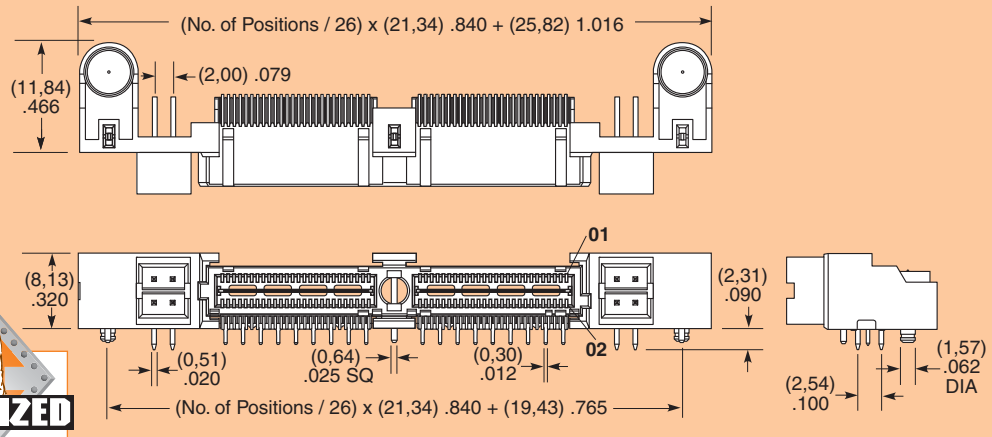


Mates with:  
QFS-PC

**-026, -052, -078**  
(Per Row)

**-SL**  
= 10µ" (0,25µm) Gold on Signal Pins and Ground Plane, Matte Tin on tails

**-K**  
= Polyimide film Pick & Place Pad



## APPLICATION SPECIFIC OPTION

- 8 Power Pins/End.
- -02 lead style for (2,36mm) .093" thick board
- Call Samtec.

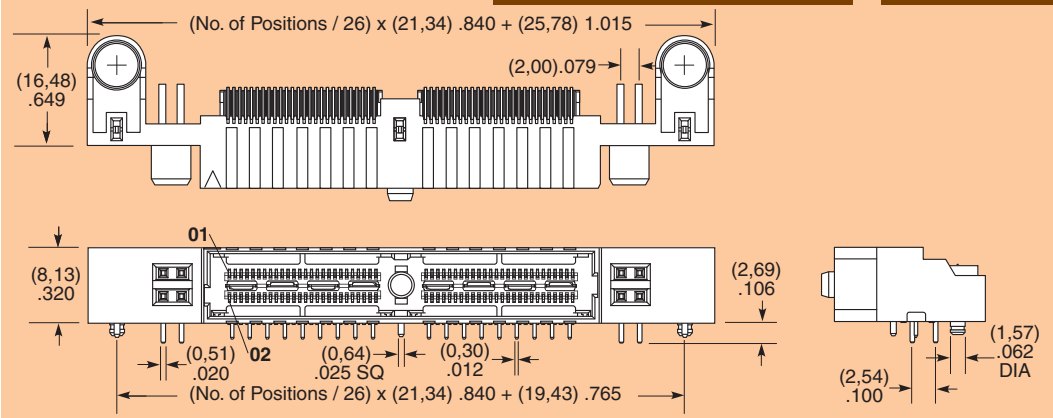


Mates with:  
QMS-PC

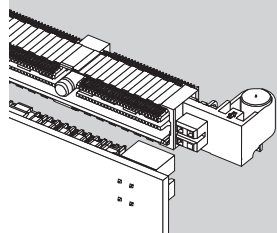
**-026, -052, -078**  
(Per Row)

**-SL**  
= 10µ" (0,25µm) Gold on Signal Pins and Ground Plane, Matte Tin on tails

**-K**  
= Polyimide film Pick & Place Pad



## APPLICATION



**Note:** Some lengths, styles and options are non-standard, non-returnable.

Due to technical progress, all designs, specifications and components are subject to change without notice.

[WWW.SAMTEC.COM](http://WWW.SAMTEC.COM)