

# DATA SHEET

## WIRELESS COMPONENTS

Low Pass Filter  
LPF1608LL53R2400A

2.4-2.5 GHz  
1608 Series



FEATURES

- Compact size design
- RoHS compliant

APPLICATIONS

- WLAN, 802.11a/b/g/n
- Bluetooth
- ISM Band

ORDERING INFORMATION

All part numbers are identified by the series, packing type, material, size, antenna type, working frequency and packing quantity.

**PART NUMBER**

**LPF 1608 LL 53 R 2400A**  
 (1) (2) (3) (4) (5) (6)

---

**(1) PRODUCT**

LPF = Low Pass Filter

---

**(2) SIZE**

1608 = 1.6 × 0.8

---

**(3) MATERIALS**

Material Code LL

---

**(4) TYPE**

53 = Type 53

---

**(5) PACKING STYLE**

R = Tape and Reel

---

**(6) WORKING FREQUENCY**

2400 = 2.4 GHz

---

**PHYCOMP CTC**

CFL411171553245k

---

**I2NC**

411171553245

---

**SPECIFICATION**

Table 1

DESCRIPTION	VALUE
Pass Band	2400-2500 MHz
Impedance	50Ω
Insertion Loss	0.48dB (Max) at 25°C 0.51 dB(Max) at -40~ 85 °C
VSWR	1.5 (Max)
Attenuation	35dB Min @ 4.8 to 5.0GHz 27dB Min @ 7.2 to 7.5GHz
Operating Temperature	-40 ~ 85 °C

**DIMENSIONS**

Table 2 Machinical Dimension

	DIMENSION
L (mm)	1.60 ±0.15
W (mm)	0.80 ±0.15
T (mm)	0.65 ±0.15
P1 (mm)	0.30 ±0.15
P2 (mm)	0.30 ±0.15
P3 (mm)	0.30 ±0.15
P4 (mm)	0.30 ±0.15
P5 (mm)	0.30 ±0.15
P6 (mm)	0.30 ±0.15
D1 (mm)	0.10 ±0.05
D2 (mm)	0.25 ±0.10
D3 (mm)	0.15 ±0.10

**OUTLINES**

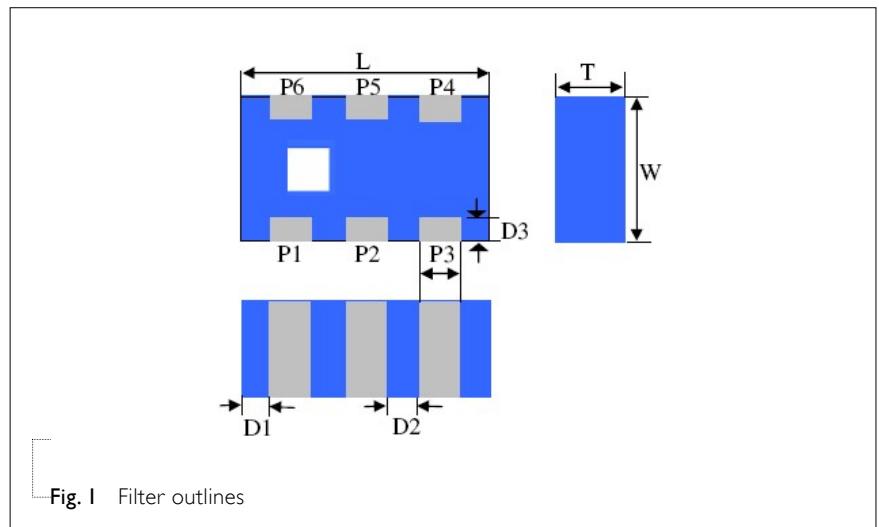
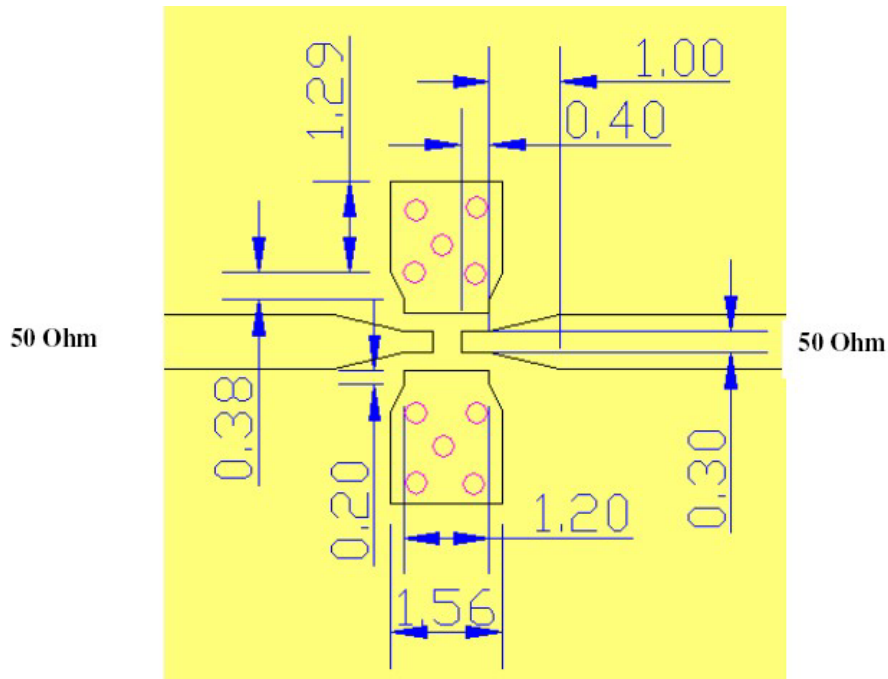


Table 3 Termination configuration

TERMINAL NAME	FUNCTION
P1	Ground Terminal
P2	I/O Terminal
P3	Ground Terminal
P4	Ground Terminal
P5	I/O Terminal
P6	Ground Terminal



Unit: mm

Fig. 2 Reference design of evaluation board

**ELECTRICAL PERFORMANCES**

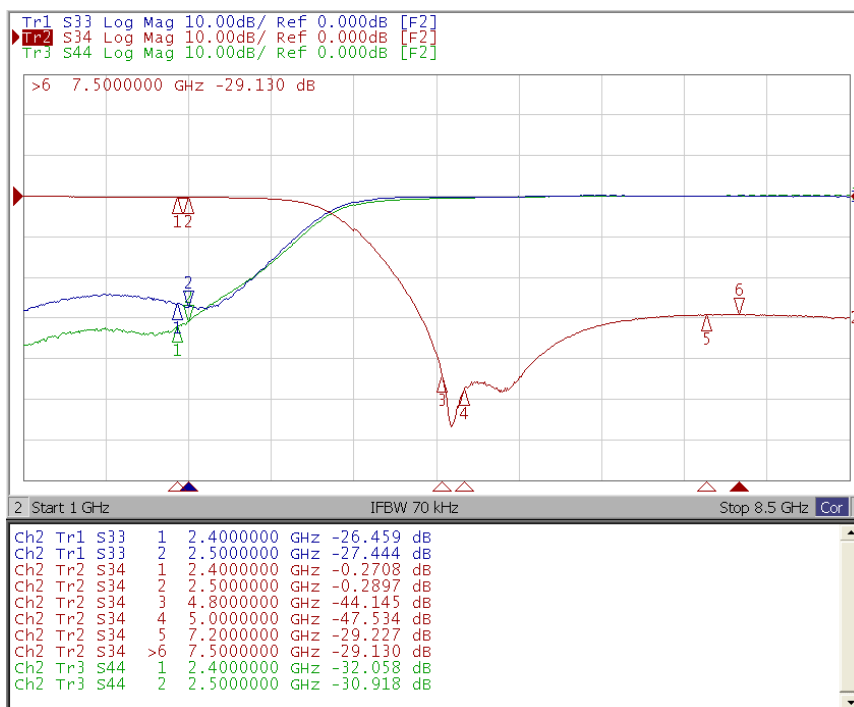


Fig. 3 Frequency Characteristics

REVISION HISTORY

REVISION	DATE	CHANGE NOTIFICATION	DESCRIPTION
Version 0	Feb. 08, 2013	-	- New data sheet for Low Pass Filter, 2.45 GHz application, I608 series