
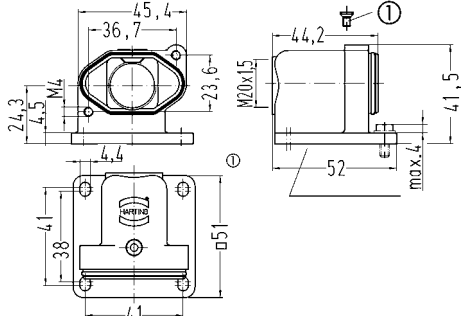

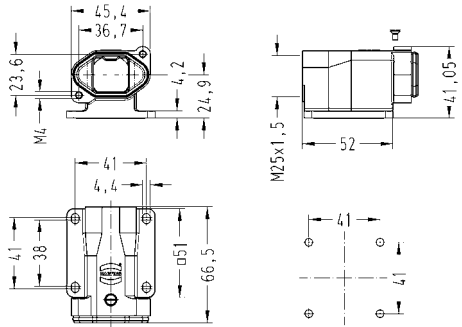

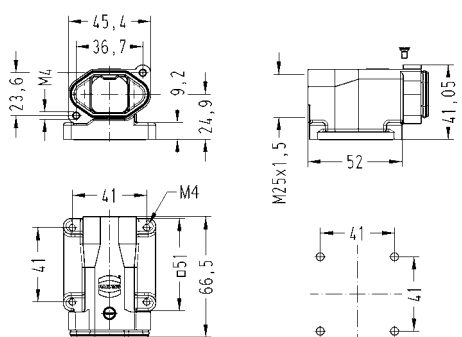


Identification	Cable entry	Part number	Drawing Dimensions in mm
<p>Han® HPR, Surface mounted housings, angled, with sealing screw, top entry, screw locking, bottom closed</p> 	<p>1xM20</p>	<p>19 40 003 0950</p>	 <p>① sealing screw</p>
<p>Han® HPR, Surface mounted housings, angled, with sealing screw, top entry, screw locking, long version</p>  <p>with closed bottom and feed through hole for fixing screws</p>	<p>1xM25</p>	<p>19 40 003 0951</p>	 <p>Panel cut out</p>
<p>Han® HPR, Surface mounted housings, angled, with sealing screw, top entry, screw locking, long version</p>  <p>with closed bottom and tapped blind hole for fixing screws</p>	<p>1xM25</p>	<p>19 40 003 0953</p>	 <p>Panel cut out</p>
<p>Han® HPR, Cover for housings, toggle locking</p> <p>Han® HPR, Cover for housings, toggle locking, with securing flex</p> <p>Han® HPR, Cover for housings, screw locking</p> <p>Han® HPR, Cover for housings, screw locking, with securing flex</p>		<p>09 40 003 5401</p> <p>09 40 003 5402</p> <p>09 40 003 5411</p> <p>09 40 003 5412</p>	

Han-Brid