

Electrical / Environmental

- Operating Temperature Range -40°C to +130°C
- Insulation System Class F, 155°C
- Ambient Temperature, Maximum 85°C
- Operating Frequency Up to 1MHz

HM100

High Current Low Profile Surface Mount Inductors



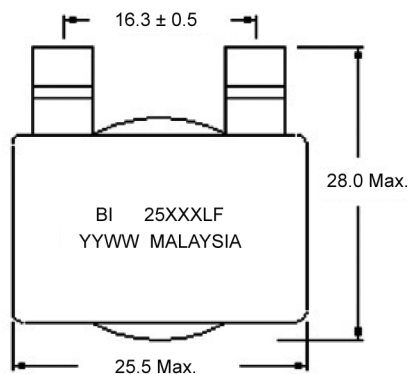
Specifications

Part Number	Inductance ⁽¹⁾ μH ± 20%	— Rated Current ⁽²⁾ — (A)		Heating Current ⁽³⁾ (A)	DC Resistance ⁽⁴⁾	
		25°C	130°C		mΩ Typ.	mΩ Max.
HM100-251R0LF	1.0	70	55	62	0.6	0.9
HM100-251R5LF	1.5	45	40	62	0.6	0.9
HM100-252R0LF	2.0	35	30	62	0.6	0.9


- Notes:
- (1) Inductance is measured at 100kHz, 0.1 Vac without DC current.
 - (2) The rated current is the approximate current at which inductance will be decreased by 20% from its initial (zero DC) value.
 - (3) Heating Current is the DC current which causes the inductor temperature to increase by approximately 40°C.
 - (4) DC resistance is measured at 25°C.

Outline Dimensions (mm)

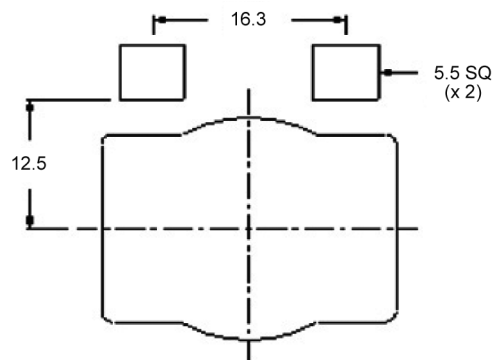
Top View



Side View



Recommended Solder Pad Layout



Ordering Information



Inductance Code:
 First 2 digits are significant. Last digit denotes the number of trailing zeros.
 For values below 10μH, 'R' denotes the decimal point.

Electrical Characteristics @ 25°C

