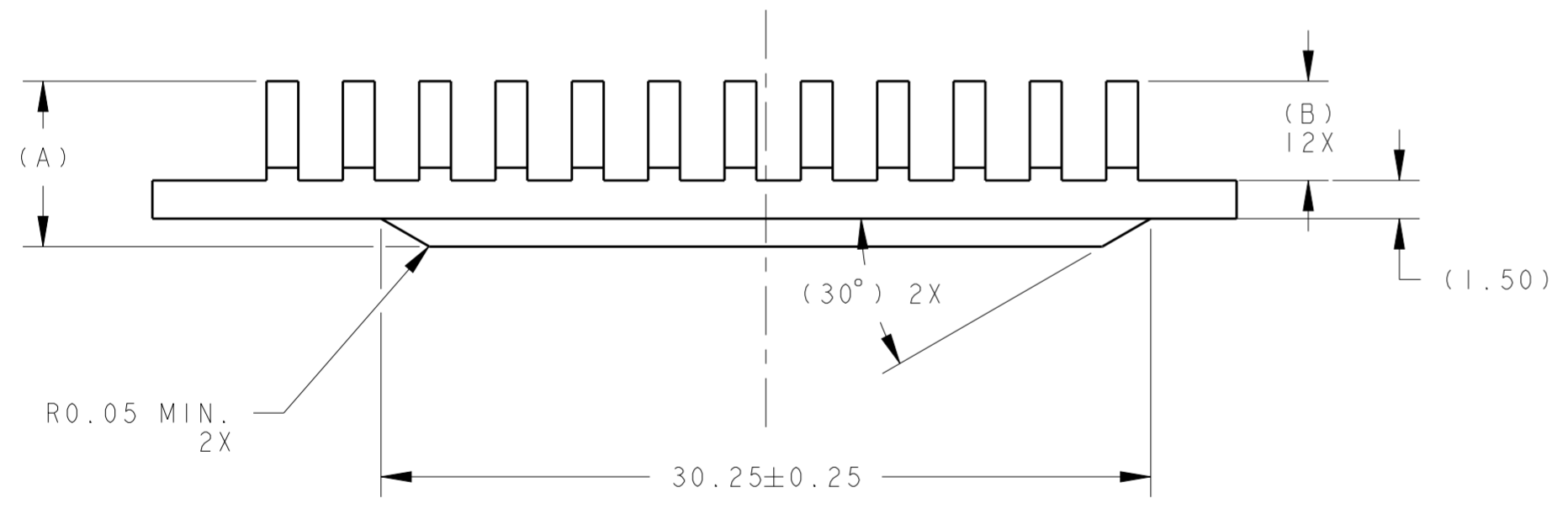
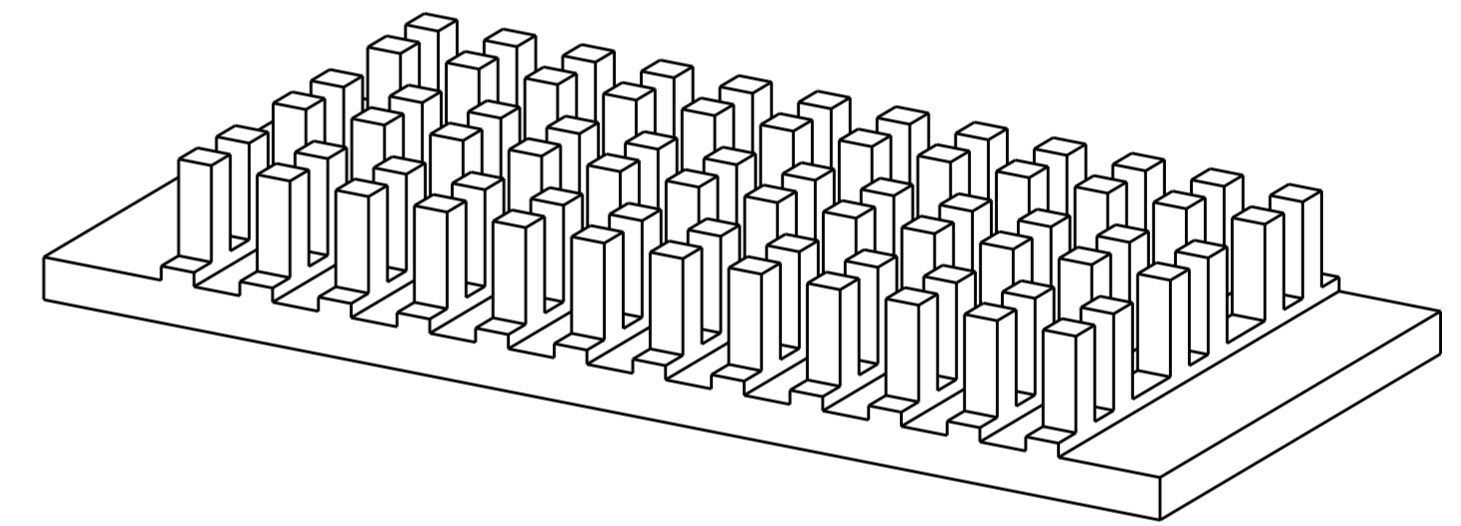
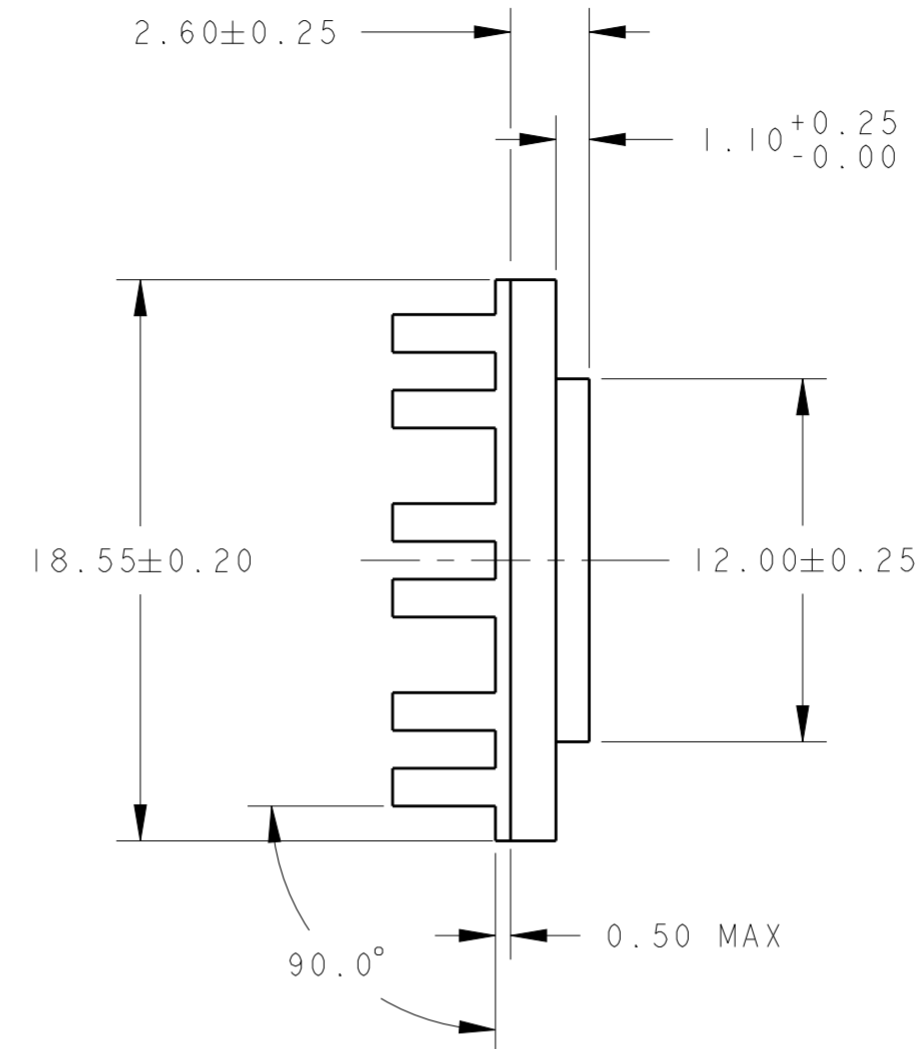
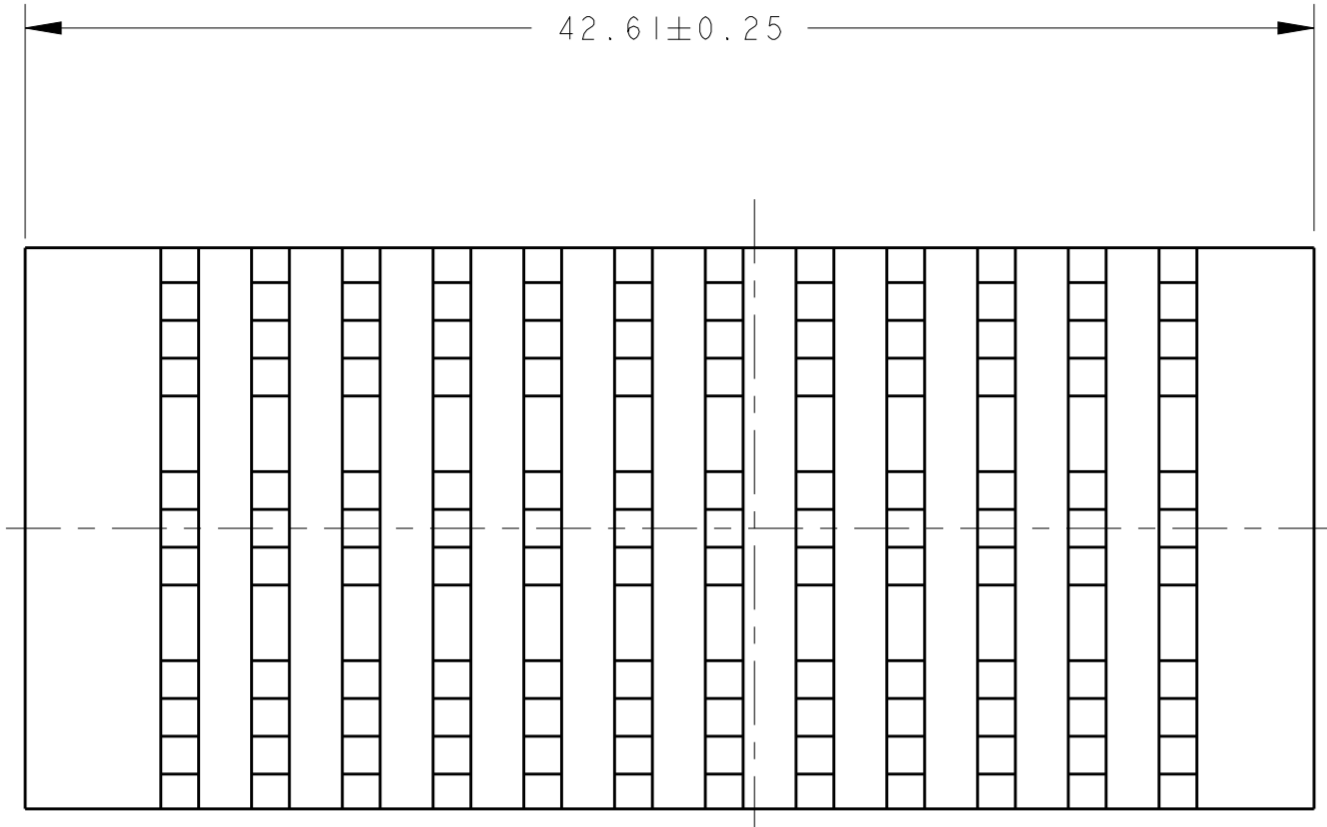


THIS DRAWING IS UNPUBLISHED. RELEASED FOR PUBLICATION 20  
 © COPYRIGHT 20 BY - ALL RIGHTS RESERVED.

LOC	DIST	REVISIONS					
AD	00	P	LTR	DESCRIPTION	DATE	DWN	APVD
		A1		REVISED PER ECO-10-001873	19FEB2010	DH	JE
		B		REVISED PER ECO-12-005533	23MAR2012	JY	AC
		C		REVISED PER ECO-13-001969	31MAY2013	RG	AC
		D		REVISED PER ECO-13-020244	30DEC2013	ZJ	JY



NOTES:

- UNLESS OTHERWISE SPECIFIED
- 1. INTERPRET DRAWING PER ASME Y14.5M - 1994.
- 2. 0,2mm MAX BURR.
- 3. VARIATION IN PLATING COLOR IS NORMAL AND ALLOWED.
- 4. RoHS COMPLIANT AND CERTIFIED.

BLACK ANODIZED	7.3	4.7	ALUMINUM	1963839-7
BLACK ANODIZED	6.5	3.9	ALUMINUM	1963839-4
NICKEL PLATED	6.5	3.9	ALUMINUM	1963839-2
FINISH	A	B	MATERIAL	PART NUMBER

THIS DRAWING IS A CONTROLLED DOCUMENT.		DWN E. TAO 6-17-08	TE Connectivity	
		CHK B. PETROCELLI 6-23-08		
DIMENSIONS: mm	TOLERANCES UNLESS OTHERWISE SPECIFIED:	APVD -	NAME GANGED QSFP SAN EXTRUSION HEATSINK 6.5mm TALL	
	0 PLC ± 1 PLC ±0.5 2 PLC ±0.25 3 PLC ± 4 PLC ± ANGLES ±8° FINISH	PRODUCT SPEC -	SIZE CAGE CODE DRAWING NO A20779 C-1963839	
MATERIAL SEE TABLE	SEE TABLE	APPLICATION SPEC -	RESTRICTED TO -	
		WEIGHT -	SCALE 2:1 SHEET 1 OF 1 REV D	
		Customer Drawing		