

2.00mm (.079") Pitch
Milli-Grid™ Connector Systems



INTRODUCTION



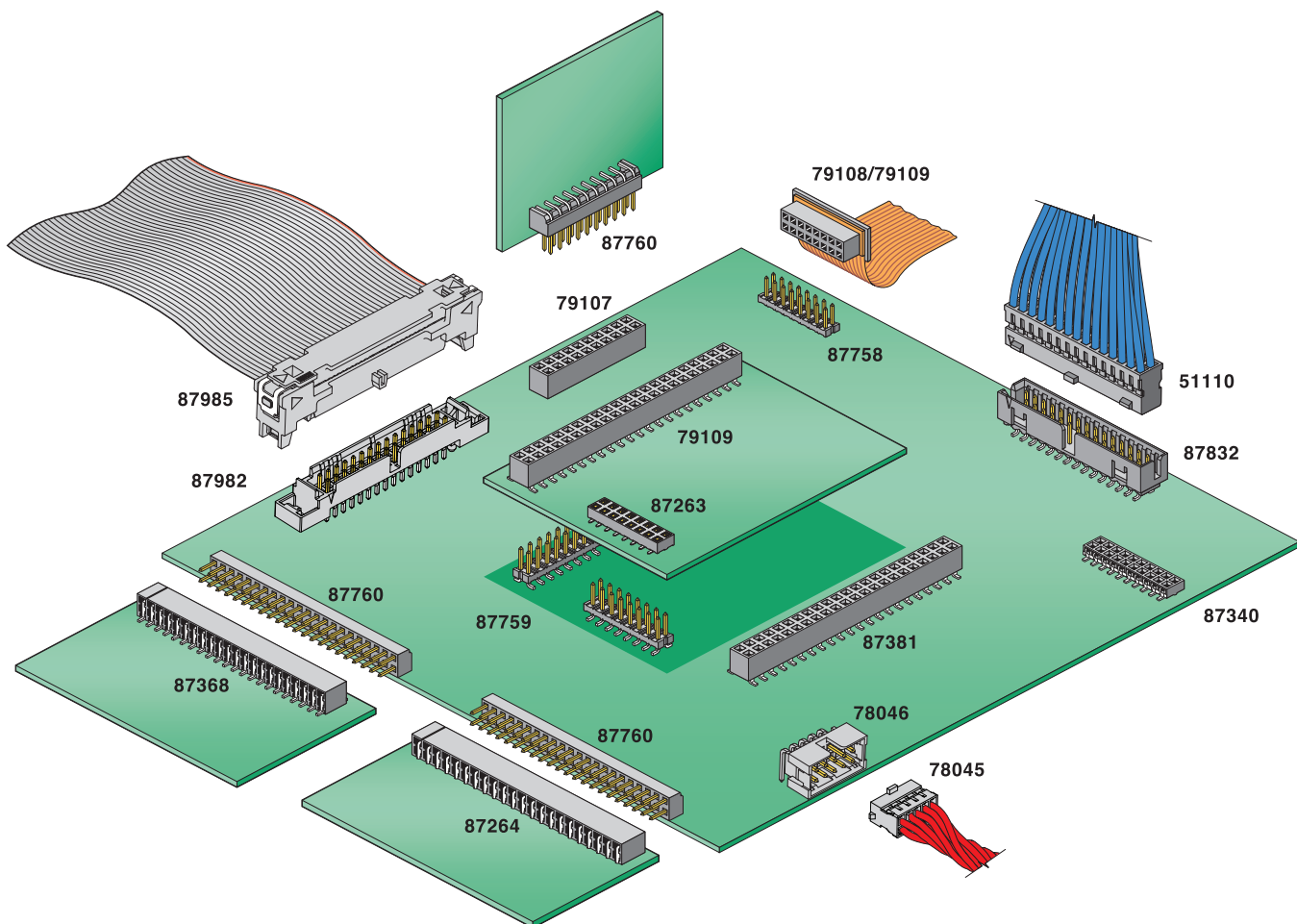
Milli-Grid™ 2.00mm (.079") Pitch Connector System

Molex's Milli-Grid family of high density connectors is based on a 2.00 x 2.00mm grid pattern. The system offers complete design flexibility for wire-to-board, board-to-board and cable-to-board connections in PC, consumer, telecom and other electronic industries.

The Milli-Grid family includes crimp terminals, housings, headers and receptacles.

The crimp terminals feature an early entry design that provides longer wiping action for more reliable contact. The receptacles boast a choice of mating styles in top, side and bottom entry in PCB, IDT and FPC versions. Headers are available in both shrouded and unshrouded styles.

APPLICATION OVERVIEW



APPLICATION EXAMPLES

Office Machines

- Printers
- Fax Machines
- Scanners
- Copiers

Computers / Peripherals

- Storage
- Servers
- Modems
- Motherboards
- Monitors

Measuring / Analyzing Equipment

- Security Systems / Alarms
- Medical Monitoring
- Lab Equipment

Entertainment

- Set-Top Boxes
- Car Radios
- Video / DVD Products

Other Applications

- Vending Machines
- Gaming Machines
- Exercise Equipment

GENERAL SPECIFICATIONS



Milli-Grid™ 2.00mm (.079") Pitch Connector System

Reference information

UL File No. : E29179
CSA File No. : LR19980-182

Electrical

Voltage Rating: 125V AC
Current Rating: 1.0 to 2.0A
Contact Resistance: 15 to 40mΩ max.
Dielectric Withstanding Voltage: 500V AC (RMS)
Insulation Resistance: 1000MΩ min.

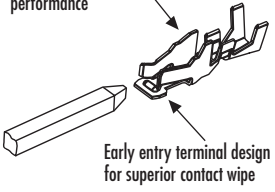
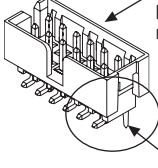
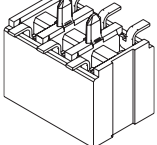
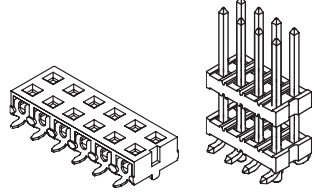
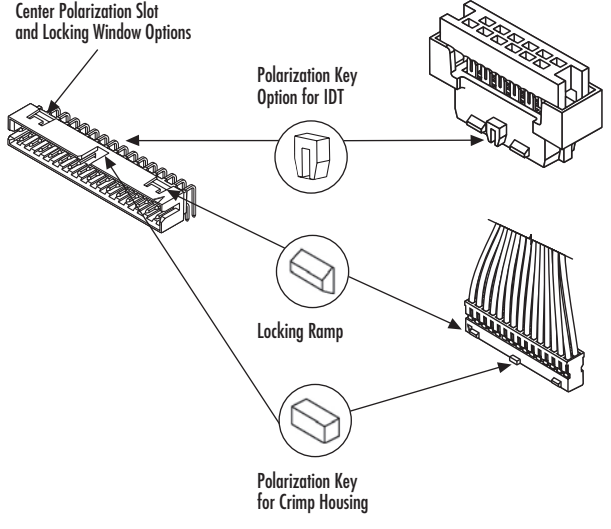
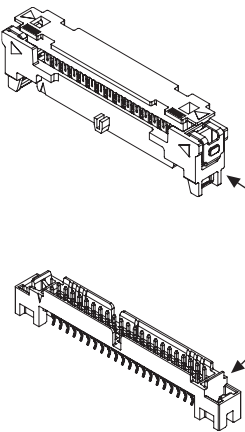
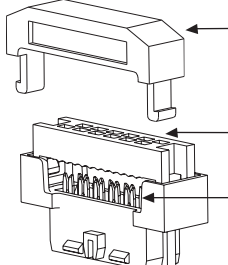
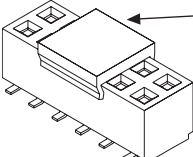
Mechanical

Mating Pin Length: 2.50 to 4.20mm (0.098 to 0.165")

Physical

Housing: Black/Grey high temperature, UL 94V-0
Contacts: Phosphor Bronze/Copper Alloy
Operating Temperature: -55 to 105°C
Soldering Temperature/Infra-red Heat: 260 ± 5°C
Wire Gauge (Crimp): 26 to 30 AWG
Packaging: Tube/Tray/Tape&Reel

FEATURES AND BENEFITS

Dual Beam Contact and Early Entry Terminal Design	Shrouded Headers and Locating Pegs	Pegs with Press-Fit Retention (79109 Series)	End-to-End Stackable
<p>Dual beam contact design ensures reliable electrical performance</p>  <p>Early entry terminal design for superior contact wipe</p>	<p>Shrouded version to protect pins during mating/unmating</p>  <p>Optional locating pegs for automatic insertion process</p>	<p>Pegs offer press-fit retention to PCB</p> 	
Polarization Key, Ramp, Slot and Locking Window		Metal Latches	
<p>Center Polarization Slot and Locking Window Options</p>  <p>Polarization Key Option for IDT</p> <p>Locking Ramp</p> <p>Polarization Key for Crimp Housing</p>		 <p>Metal latch and latch hook provide strong retention and full mating</p>	
Cable-to-Board System		Pick-and-place Cap	
 <p>Enhances cable retention</p> <p>Pre-loaded upper housing offers precise cover-to-base alignment</p> <p>Early entry single beam contact provides long wiping action during mating</p>		 <p>Cap version for automatic pick-and-place delivery</p>	



Milli-Grid™ 2.00mm (.079") Pitch Connector System

Wire-to-Board System

Early Entry System Terminal			
	Order No.	Packaging	Plating
	50394-8051	Reel	15µ" min. Select Gold
	50394-8052	Reel	30µ" min. Select Gold
Crimp Housings			
	Circuits	Order No.	Features
	4 to 32	51110-XX50	Plain
	8 to 12	51110-XX51	Center Polarization Key
	4 to 12	51110-XX60	Center Locking Ramp
	14 to 32	51110-XX51	Center Polarization Key and Side Latch
IDT Housings and Strain Relief			
	10, 12, 14, 16, 20, 22, 24, 26, 30, 34, 40, 44 and 50	87568-XX63	Plain Front
		87568-XX64	15µ" / 30µ" Gold
	14, 16, 20, 22, 24, 26, 30, 34, 40, 44 and 50	87568-XX43	Center Polarization Key
		87568-XX44	15µ" / 30µ" Gold
	10 and 12	87568-XX73	Center Locking Ramp
		87568-XX74	15µ" / 30µ" Gold
	14, 16, 20, 22, 24, 26, 30, 34, 40, 44 and 50	87568-XX93	Center Polarization Key and Side Latch
		87568-XX94	15µ" / 30µ" Gold
	10, 12, 14, 16, 20, 22, 24, 26, 30, 34, 40, 44 and 50	87569-10XX	Strain Relief

Shrouded headers and IDT receptacles with metal latches are now available.

Shrouded Headers			
Through Hole	Circuits	Order No.	Features
	4 to 6	87831-XX20	Plain 15µ" Gold
		87831-XX21	Plain 30µ" Gold
	8 to 12	87831-XX20	Center Polarization Slot 15µ" Gold
		87831-XX21	Center Polarization Slot 30µ" Gold
	4 to 12	87831-XX41	Center Locking Window 15µ" Gold
		87831-XX42	Center Locking Window 30µ" Gold
	14 to 50	87831-XX20	Center Polarization Slot and Side Locking Window 15µ" Gold
		87831-XX21	Center Polarization Slot and Side Locking Window 30µ" Gold
SMT			
	4 to 6	87832-XX20	Plain 15µ" Gold
		87832-XX21	Plain 30µ" Gold
	8 to 12	87832-XX20	Center Polarization Slot 15µ" Gold
		87832-XX21	Center Polarization Slot 30µ" Gold
	4 to 12	87832-XX10	Center Locking Window 15µ" Gold
		87832-XX11	Center Locking Window 30µ" Gold
	14 to 50	87832-XX20	Center Polarization Slot and Side Locking Window 15µ" Gold
		87832-XX21	Center Polarization Slot and Side Locking Window 30µ" Gold
Right Angle			
	4 to 6	87833-XX20	Plain 15µ" Gold
		87833-XX21	Plain 30µ" Gold
	8 to 12	87833-XX20	Center Polarization Slot 15µ" Gold
		87833-XX21	Center Polarization Slot 30µ" Gold
	4 to 12	87833-XX31	Center Locking Window 15µ" Gold
		87833-XX32	Center Locking Window 30µ" Gold
	14 to 50	87833-XX20	Center Polarization Slot and Side Locking Window 15µ" Gold
		87833-XX21	Center Polarization Slot and Side Locking Window 30µ" Gold

Shrouded headers and receptacles with center polarization ramp/slot and side locks are now available.

SELECTION MATRIX



**Milli-Grid™
2.00mm (.079") Pitch
Connector System**

Board-to-Board System

		Through Hole Headers				SMT Headers			
		Series / Description							
		87760 Right Angle	87758 Vertical	87831 Vertical	87833 Right Angle	87759 Vertical	87832 Vertical		
	Series	Description	Contact Point	Overall Height	Circuits	Overall Mating Heights			
Through Hole Receptacles									
	79107	Top Entry	1.50mm (.059")	4.44mm (.175")	4 to 50	6.94mm (.273")	6.94mm (.273")	7.14mm (.281")	8.14mm (.320")
	87264	Side Entry	1.50mm (.059")	4.00mm (.157") by 5.00mm (.197")	8 to 50	-	-	7.70mm (.303")	-
SMT Receptacles									
	79109	Top Entry	1.50mm (.059")	4.65mm (.183")	4 to 50	7.15mm (.281")	7.15mm (.281")	7.35mm (.289")	8.35mm (.329")
	87263	Bottom Entry	1.30mm (.051")	2.80mm (.110")	4 to 44	-	-	7.08mm (.279")	-
	87340	Top Entry	0.90mm (.035")	2.15mm (.085")	4 to 20	-	-	4.85mm (.191")	-
	87381	Top Entry	1.70mm (.067")	4.50mm (.177")	6 to 50	7.00mm (.276")	7.00mm (.276")	7.20mm (.283")	8.20mm (.323")
	87368	Side Entry	1.50mm (.059")	4.90mm (.193") by 5.00mm (.197")	8 to 50	-	-	7.70mm (.303")	-


Unshrouded Headers					
	Order No.	Circuits	Features	Mating Length	Tail Length
	87758-XX16	4 to 50	15µ" Gold	4.00mm (.158")	2.60mm (.102")
	87758-XX17		30µ" Gold		
	87759-XX50	8 to 50	With Pegs 15µ" Gold	3.80mm (.150")	1.20mm (.047")
	87759-XX51		With Pegs 30µ" Gold		
	87759-XX14	4 to 50	Without Pegs 15µ" Gold		
	87759-XX15		Without Pegs 30µ" Gold		
	87760-XX16	4 to 50	15µ" Gold	4.00mm (.158")	2.60mm (.102")
	87760-XX17		30µ" Gold		

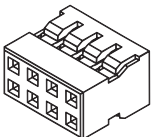
SELECTION MATRIX



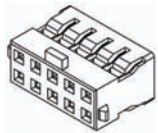
**Milli-Grid™
2.00mm (.079") Pitch
Connector System**

Wire-to-Board System

Description	Order No.	Plating	Packaging
50394 Crimp Terminal 	50394-8051	15µ" min. Select Gold	Reel
	50394-8052	30µ" min. Select Gold	Reel

Description	Circuit Size	Order No.	
51110 Crimp Housing 	4 to 32	51110-**50	Without Centre Polarization Key & Side Latch
		51110-**51	With Centre Polarization Key & Side Latch
	4 to 12	51110-**60	With Friction Lock
	4 to 12	51110-**56	With Friction Key & Polarization Rib

Note: ** - Circuit size

Description	Circuit Size	Order No.
		Bag Packaging
78045 Crimp Housing with Side Locks 	4	78045-0460
	6	78045-0660
	8	78045-0860
	10	78045-1060
	12	78045-1260

Crimp Application Tooling (50394 Series)

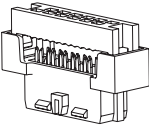
Description	Order No.	Wire Gauge
Hand Tool	638190100	24, 26, 28 and 30 AWG
Finadjust Applicator	639005200	
Bench Press Applicator	573153000	

SELECTION MATRIX



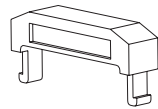
**Milli-Grid™
2.00mm (.079") Pitch
Connector System**

Cable-to-Board Receptacles

Description	Circuit Size	Order No.		X=6 Without Polarization and Locking Ramp	X=7 With Single Locking Ramp	X=9 With Polarization and Locking Ramp
		Tube Packaging				
		15µ" Select Gold	30µ" Select Gold			
<p>87568 Dual Row IDT Receptacle</p> 	10	87568-10X3	87568-10X4		Yes	No
	12	87568-12X3	87568-12X4			
	14	87568-14X3	87568-14X4			
	16	87568-16X3	87568-16X4			
	20	87568-20X3	87568-20X4			
	22	87568-22X3	87568-22X4			
	24	87568-24X3	87568-24X4	Yes	No	Yes
	26	87568-26X3	87568-26X4			
	30	87568-30X3	87568-30X4			
	34	87568-34X3	87568-34X4			
	40	87568-40X3	87568-40X4			
	44	87568-44X3	87568-44X4			
	50	87568-50X3	87568-50X4			

Note: X denotes polarization and ramp locking options

Cable-to-Board System

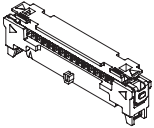
Description	Circuit Size	Order No.
		Bag Packaging
<p>87569 IDT Strain Relief for 87568 Receptacle</p> 	10	87569-1010
	12	87569-1012
	14	87569-1014
	16	87569-1016
	20	87569-1020
	22	87569-1022
	24	87569-1024
	26	87569-1026
	30	87569-1030
	34	87569-1034
	40	87569-1040
	44	87569-1044
	50	87569-1050

SELECTION MATRIX



**Milli-Grid™
2.00mm (.079") Pitch
Connector System**

Cable-to-Board System

Description	Circuit Size	Order No.	
		Tray Packaging	
		15µ" Select Gold	
87985 Dual Row Center Polarization Key IDT Receptacle with Metal Latches 	30	87985-3030	
	40	87985-3040	
	44	87985-3044	
	50	87985-3050	

* Mates only with 87981, 87982, 87983 & 87984 series

IDT Application Tooling (only for 87568)

Description	Order No.	Wire Gauge
Hand Tool Module	62100-2000	1.00mm (.039") 28 AWG Flat Ribbon Cable
Pistol Grip	63600-0478	
Ribbon Cable Power Adapter	11-31-3337	
Manual Press Tool Kit Only	62100-3200	
Standard Manual Press	11-31-6356	

Board-to-Board Receptacles

Description	Circuit Size	Order No.	
		Tube Packaging	
		15µ" Select Gold	30µ" Select Gold
87340 Vertical Dual Row SMT Top Entry Receptacle with Pegs 	4	87340-0424	87340-0423
	6	87340-0624	87340-0623
	8	87340-0824	87340-0823
	10	87340-1024	87340-1023
	12	87340-1224	87340-1223
	14	87340-1424	87340-1423
	16	87340-1624	87340-1623
	18	87340-1824	87340-1823
	20	87340-2024	87340-2023

SELECTION MATRIX



**Milli-Grid™
2.00mm (.079") Pitch
Connector System**

Board-to-Board Receptacles

Description	Circuit Size	Order No.		Circuit Size	Order No.		Circuit Size	Order No.	
		PC Tail Length = 3.00mm (.118")			PC Tail Length = 3.00mm (.118")			PC Tail Length = 3.00mm (.118")	
		Tube Packaging			Tube Packaging			Tube Packaging	
		15µ" Select Gold	30µ" Select Gold		15µ" Select Gold	30µ" Select Gold		15µ" Select Gold	30µ" Select Gold
79107 Vertical Dual Row Through Hole Top Entry Receptacle 	4	79107-7001	79107-7051	20	79107-7009	79107-7059	36	79107-7017	79107-7067
	6	79107-7002	79107-7052	22	79107-7010	79107-7060	38	79107-7018	79107-7068
	8	79107-7003	79107-7053	24	79107-7011	79107-7061	40	79107-7019	79107-7069
	10	79107-7004	79107-7054	26	79107-7012	79107-7062	42	79107-7020	79107-7070
	12	79107-7005	79107-7055	28	79107-7013	79107-7063	44	79107-7021	79107-7071
	14	79107-7006	79107-7056	30	79107-7014	79107-7064	46	79107-7022	79107-7072
	16	79107-7007	79107-7057	32	79107-7015	79107-7065	48	79107-7023	79107-7073
	18	79107-7008	79107-7058	34	79107-7016	79107-7066	50	79107-7024	79107-7074

Description	Circuit Size	Order No.				Circuit Size	Order No.			
		15µ" Select Gold		30µ" Select Gold			15µ" Select Gold		30µ" Select Gold	
		Tube	Tape-and-Reel	Tube	Tape-and-Reel		Tube	Tape-and-Reel	Tube	Tape-and-Reel
79109 Vertical Dual Row SMT Top Entry Receptacle without Pegs 	4	79109-1001	-	79109-1051	-	28	79109-1013	79109-8413	79109-1063	79109-8463
	6	79109-1002	79109-8402	79109-1052	79109-8452	30	79109-1014	79109-8414	79109-1064	79109-8464
	8	79109-1003	79109-8403	79109-1053	79109-8453	32	79109-1015	79109-8415	79109-1065	79109-8465
	10	79109-1004	79109-8404	79109-1054	79109-8454	34	79109-1016	79109-8416	79109-1066	79109-8466
	12	79109-1005	79109-8405	79109-1055	79109-8455	36	79109-1017	79109-8417	79109-1067	79109-8467
	14	79109-1006	79109-8406	79109-1056	79109-8456	38	79109-1018	79109-8418	79109-1068	79109-8468
	16	79109-1007	79109-8407	79109-1057	79109-8457	40	79109-1019	79109-8419	79109-1069	79109-8469
	18	79109-1008	79109-8408	79109-1058	79109-8458	42	79109-1020	79109-8420	79109-1070	79109-8470
	20	79109-1009	79109-8409	79109-1059	79109-8459	44	79109-1021	79109-8421	79109-1071	79109-8471
	22	79109-1010	79109-8410	79109-1060	79109-8460	46	79109-1022	79109-8422	79109-1072	79109-8472
	24	79109-1011	79109-8411	79109-1061	79109-8461	48	79109-1023	79109-8423	79109-1073	79109-8473
	26	79109-1012	79109-8412	79109-1062	79109-8462	50	79109-1024	79109-8424	79109-1074	79109-8474

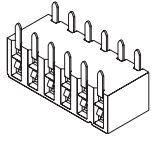
Note: Option for Pick-and-Place Cap.

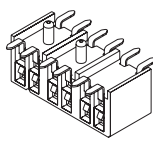
SELECTION MATRIX



Milli-Grid™
2.00mm (.079") Pitch
Connector System

Board-to-Board Receptacles

Description	Circuit Size	Order No.		Circuit Size	Order No.		Circuit Size	Order No.	
		Tube Packaging			Tube Packaging			Tube Packaging	
		15µ" Select Gold	30µ" Select Gold		15µ" Select Gold	30µ" Select Gold		15µ" Select Gold	30µ" Select Gold
87264 Vertical Dual Row Thru-Hole Side Entry Receptacle without Pegs 	8	87264-0852	87264-0853	24	87264-2452	87264-2453	40	87264-4052	87264-4053
	10	87264-1052	87264-1053	26	87264-2652	87264-2653	42	87264-4252	87264-4253
	12	87264-1252	87264-1253	28	87264-2852	87264-2853	44	87264-4452	87264-4453
	14	87264-1452	87264-1453	30	87264-3052	87264-3053	46	87264-4652	87264-4653
	16	87264-1652	87264-1653	32	87264-3252	87264-3253	48	87264-4852	87264-4853
	18	87264-1852	87264-1853	34	87264-3452	87264-3453	50	87264-5052	87264-5053
	20	87264-2052	87264-2053	36	87264-3652	87264-3653	-	-	-
	22	87264-2252	87264-2253	38	87264-3852	87264-3853	-	-	-

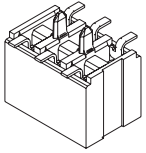
Description	Circuit Size	Order No.		Circuit Size	Order No.	
		Tube Packaging			Tube Packaging	
		15µ" Select Gold	30µ" Select Gold		15µ" Select Gold	30µ" Select Gold
87368 Vertical Dual Row SMT Side Entry Receptacle with Pegs 	10	87368-1024	87368-1025	32	87368-3224	87368-3225
	12	87368-1224	87368-1225	34	87368-3424	87368-3425
	14	87368-1424	87368-1425	36	87368-3624	87368-3625
	16	87368-1624	87368-1625	38	87368-3824	87368-3825
	18	87368-1824	87368-1825	40	87368-4024	87368-4025
	20	87368-2024	87368-2025	42	87368-4224	87368-4225
	22	87368-2224	87368-2225	44	87368-4424	87368-4425
	24	87368-2424	87368-2425	46	87368-4624	87368-4625
	26	87368-2624	87368-2625	48	87368-4824	87368-4825
	28	87368-2824	87368-2825	50	87368-5024	87368-5025
	30	87368-3024	87368-3025	-	-	-

SELECTION MATRIX

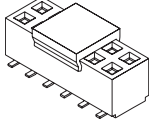


**Milli-Grid™
2.00mm (.079") Pitch
Connector System**

Board-to-Board Receptacles

Description	Circuit Size	Order No.				Circuit Size	Order No.			
		15µ" Select Gold		30µ" Select Gold			15µ" Select Gold		30µ" Select Gold	
		Tube	Tape-and-Reel	Tube	Tape-and-Reel		Tube	Tape-and-Reel	Tube	Tape-and-Reel
79109 Vertical Dual Row SMT Top Entry Receptacle with Pegs 	4	79109-1201	-	79109-1251	-	28	79109-1213	79109-8613	79109-1263	79109-8663
	6	79109-1202	79109-8602	79109-1252	79109-8652	30	79109-1214	79109-8614	79109-1264	79109-8664
	8	79109-1203	79109-8603	79109-1253	79109-8653	32	79109-1215	79109-8615	79109-1265	79109-8665
	10	79109-1204	79109-8604	79109-1254	79109-8654	34	79109-1216	79109-8616	79109-1266	79109-8666
	12	79109-1205	79109-8605	79109-1255	79109-8655	36	79109-1217	79109-8617	79109-1267	79109-8667
	14	79109-1206	79109-8606	79109-1256	79109-8656	38	79109-1218	79109-8618	79109-1268	79109-8668
	16	79109-1207	79109-8607	79109-1257	79109-8657	40	79109-1219	79109-8619	79109-1269	79109-8669
	18	79109-1208	79109-8608	79109-1258	79109-8658	42	79109-1220	79109-8620	79109-1270	79109-8670
	20	79109-1209	79109-8609	79109-1259	79109-8659	44	79109-1221	79109-8621	79109-1271	79109-8671
	22	79109-1210	79109-8610	79109-1260	79109-8660	46	79109-1222	79109-8622	79109-1272	79109-8672
	24	79109-1211	79109-8611	79109-1261	79109-8661	48	79109-1223	79109-8623	79109-1273	79109-8673
	26	79109-1212	79109-8612	79109-1262	79109-8662	50	79109-1224	79109-8624	79109-1274	79109-8674

Note: Option for Pick-and-Place Cap.

Description	Circuit Size	Order No.		Circuit Size	Order No.	
		Tube Packaging			Tube Packaging	
		15µ" Select Gold	30µ" Select Gold		15µ" Select Gold	30µ" Select Gold
87381 Vertical Dual Row SMT Top Entry Receptacle 	6	87381-0664	87381-0663	30	87381-3064	87381-3063
	8	87381-0864	87381-0863	32	87381-3264	87381-3263
	10	87381-1064	87381-1063	34	87381-3464	87381-3463
	12	87381-1264	87381-1263	36	87381-3664	87381-3663
	14	87381-1464	87381-1463	38	87381-3864	87381-3863
	16	87381-1664	87381-1663	40	87381-4064	87381-4063
	18	87381-1864	87381-1863	42	87381-4264	87381-4263
	20	87381-2064	87381-2063	44	87381-4464	87381-4463
	22	87381-2264	87381-2263	46	87381-4664	87381-4663
	24	87381-2464	87381-2463	48	87381-4864	87381-4863
	28	87381-2864	87381-2863	50	87381-5064	87381-5063

SELECTION MATRIX

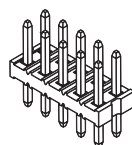
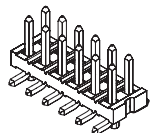
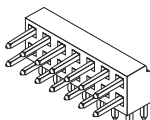


Milli-Grid™
2.00mm (.079") Pitch
Connector System

Board-to-Board Receptacles

Description	Circuit Size	Order No.		Circuit Size	Order No.	
		Tube Packaging			Tube Packaging	
		15µ" Select Gold	30µ" Select Gold		15µ" Select Gold	30µ" Select Gold
87263 Vertical Dual Row SMT Bottom Entry Receptacle with Pegs 	4	87263-0423	87263-0425	24	87263-2423	87263-2425
	6	87263-0623	87263-0625	26	87263-2623	87263-2625
	8	87263-0823	87263-0825	28	87263-2823	87263-2825
	10	87263-1023	87263-1025	30	87263-3023	87263-3025
	12	87263-1223	87263-1225	32	87263-3223	87263-3225
	14	87263-1423	87263-1425	34	87263-3423	87263-3425
	16	87263-1623	87263-1625	36	87263-3623	87263-3625
	18	87263-1823	87263-1825	38	87263-3823	87263-3825
	20	87263-2023	87263-2025	40	87263-4023	87263-4025
	22	87263-2223	87263-2225	42	87263-4223	87263-4225

Unshrouded PCB Headers

Description	Circuit Size	Order No.	Features	Mating Length	Tail Length	Packaging
		Tube Packaging				
87758 Vertical Dual Row Through Hole Header 	4 to 50	87758-XX16	15µ" Gold	4.00mm(.158")	2.60mm(.102")	Tube
		87758-XX17	30µ" Gold			
87759 Vertical Dual Row SMT Header 	8 to 50	87759-XX50	With Pegs 15µ" Gold	3.80mm(.150")	1.20mm(.047")	Tape-and-Reel
		87759-XX51	With Pegs 30µ" Gold			
	4 to 50	87759-XX14	Without Pegs 15µ" Gold			
		87759-XX15	Without Pegs 30µ" Gold			
87760 Right Angle Dual Row Through Hole Header 	4 to 50	87760-XX16	15µ" Gold	4.00mm(.158")	2.60mm(.102")	Tube
		87760-XX17	30µ" Gold			

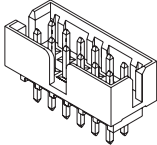
Note: XX denotes the circuit size (4 to 50)

SELECTION MATRIX



**Milli-Grid™
2.00mm (.079") Pitch
Connector System**

Shrouded PCB Headers

Description	Circuit Size	Order No.		Circuit Size	Order No.	
		Tube Packaging			Tube Packaging	
		15µ" Select Gold	30µ" Select Gold		15µ" Select Gold	30µ" Select Gold
<p>87831 Vertical Dual Row Standard, Through Hole Shrouded Header</p> 	4	87831-0420	87831-0421	28	87831-2820	87831-2821
	6	87831-0620	87831-0621	30	87831-3020	87831-3021
	8	87831-0820	87831-0821	32	87831-3220	87831-3221
	10	87831-1020	87831-1021	34	87831-3420	87831-3421
	12	87831-1220	87831-1221	36	87831-3620	87831-3621
	14	87831-1420	87831-1421	38	87831-3820	87831-3821
	16	87831-1620	87831-1621	40	87831-4020	87831-4021
	18	87831-1820	87831-1821	42	87831-4220	87831-4221
	20	87831-2020	87831-2021	44	87831-4420	87831-4421
	22	87831-2220	87831-2221	46	87831-4620	87831-4621
	24	87831-2420	87831-2421	48	87831-4820	87831-4821
	26	87831-2620	87831-2621	50	87831-5020	87831-5021

Note: Options for Center Locking Window or Center Polarization Slot and Locking Windows; and PCB Locator.

Description	Circuit Size	Order No.		Circuit Size	Order No.	
		Tube Packaging			Tube Packaging	
		15µ" Select Gold	30µ" Select Gold		15µ" Select Gold	30µ" Select Gold
<p>87832 Vertical Dual Row Standard, SMT Shrouded Header</p> 	4	87832-0420	87832-0421	28	87832-2820	87832-2821
	6	87832-0620	87832-0621	30	87832-3020	87832-3021
	8	87832-0820	87832-0821	32	87832-3220	87832-3221
	10	87832-1020	87832-1021	34	87832-3420	87832-3421
	12	87832-1220	87832-1221	36	87832-3620	87832-3621
	14	87832-1420	87832-1421	38	87832-3820	87832-3821
	16	87832-1620	87832-1621	40	87832-4020	87832-4021
	18	87832-1820	87832-1821	42	87832-4220	87832-4221
	20	87832-2020	87832-2021	44	87832-4420	87832-4421
	22	87832-2220	87832-2221	46	87832-4620	87832-4621
	24	87832-2420	87832-2421	48	87832-4820	87832-4821
	26	87832-2620	87832-2621	50	87832-5020	87832-5021

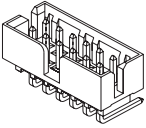
Note: Options for Center Locking Window or Center Polarization Slot and Locking Windows; Pick-and-Place Cap; PCB Locator and Tape-and-Reel Packaging.

SELECTION MATRIX

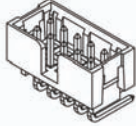


Milli-Grid™
2.00mm (.079") Pitch
Connector System

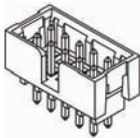
Shrouded PCB Headers

Description	Circuit Size	Order No.		Circuit Size	Order No.	
		Tube Packaging			Tube Packaging	
		15µ" Select Gold	30µ" Select Gold		15µ" Select Gold	30µ" Select Gold
87833 Right Angle Dual Row Standard Shrouded Header 	4	87833-0420	87833-0421	28	87833-2820	87833-2821
	6	87833-0620	87833-0621	30	87833-3020	87833-3021
	8	87833-0820	87833-0821	32	87833-3220	87833-3221
	10	87833-1020	87833-1021	34	87833-3420	87833-3421
	12	87833-1220	87833-1221	36	87833-3620	87833-3621
	14	87833-1420	87833-1421	38	87833-3820	87833-3821
	16	87833-1620	87833-1621	40	87833-4020	87833-4021
	18	87833-1820	87833-1821	42	87833-4220	87833-4221
	20	87833-2020	87833-2021	44	87833-4420	87833-4421
	22	87833-2220	87833-2221	46	87833-4620	87833-4621
	24	87833-2420	87833-2421	48	87833-4820	87833-4821
	26	87833-2620	87833-2621	50	87833-5020	87833-5021

Note: Options for Center Locking Window or Center Polarization Slot and Locking Windows.

Description	Circuit Size	Order No.
		Tube Packaging 15µ" Select Gold
78046 Right Angle Dual Row SMT Center Polarization Slot Side Locks Shrouded Header 	4	78046-04XX
	6	78046-06XX
	8	78046-08XX
	10	78046-10XX
	12	78046-12XX

Note: XX denotes the plating thickness

Description	Circuit Size	Order No.
		Tube Packaging 15µ" Select Gold
78246 Vertical Dual Row SMT Center Polarization Slot Side Locks Shrouded Header 	4	78246-04XX
	6	78246-06XX
	8	78246-08XX
	10	78246-10XX
	12	78246-12XX

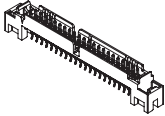
Note: XX denotes the plating thickness

SELECTION MATRIX



**Milli-Grid™
2.00mm (.079") Pitch
Connector System**

Shrouded PCB Headers

Description	Circuit Size	Order No.	Orientation	PCB Mounting	PCB Locator	Packaging
		15µ" Select Gold				
87981/87982/87983/87984 Vertical Dual Row Center Polarization Slot Shrouded Header 	30	87982-3030	Vertical	Through Hole	With PCB Locator	Tube
	40	87982-3040	Vertical	Through Hole	With PCB Locator	Tube
	40	87984-3040	Right Angle	Through Hole	Without PCB Locator	Tube
	44	87981-3044	Right Angle	Straddle Mount	Without PCB Locator	Tube
	44	87982-3044	Vertical	Through Hole	With PCB Locator	Tube
	44	87983-3044	Vertical	SMT	Without PCB Locator	Tape-and-Reel
	50	87981-3050	Right Angle	Straddle Mount	Without PCB Locator	Tube
	50	87982-3050	Vertical	Through Hole	With PCB Locator	Tube

* Mates only with 87985 series



Americas Headquarters

Lisle, Illinois 60532 U.S.A.
Tel: 1-800-78MOLEX
amerinfo@molex.com

Asia Pacific North Headquarters

Yamato, Kanagawa, Japan
Tel: 81-462-65-2324
apninfo@molex.com

Asia Pacific South Headquarters

Jurong, Singapore
Tel: 65-6268-6868
apsinfo@molex.com

European Headquarters

Munich, Germany
Tel: 49-89-413092-0
eurinfo@molex.com

Corporate Headquarters

2222 Wellington Court
Lisle, Illinois 60532 U.S.A.
Tel: 630-969-4550
amerinfo@molex.com

Visit our website at www.molex.com