

## Solid-state relay module - PLC-OPT-120AC/300DC/1 - 2900388

Please be informed that the data shown in this PDF Document is generated from our Online Catalog. Please find the complete data in the user's documentation. Our General Terms of Use for Downloads are valid (<http://phoenixcontact.com/download>)



PLC-INTERFACE, integrated solid-state relay, with push-in connection, for mounting on NS 35/7,5 DIN rails, input: 120 V AC, output: 12 - 300 V DC/1 A

The illustration shows the version PLC-OSC-24DC/300DC/1

### Product Features

- Resistant to vibrations and shocks
- Wear-free switching with no contact bounce
- Protective circuit in input and output
- DC voltage outputs of up to 300 V DC/1 A or up to 24 V DC/10 A
- Status indicator
- Option of bridging adjacent modules
- Electronic PDT output of up to 48 V DC/500 mA



### Key commercial data

Packing unit	1 pc
Weight per Piece (excluding packing)	99.99 GRM
Custom tariff number	85364900
Country of origin	Germany

### Technical data

#### Note

Utilization restriction	EMC: class A product, see manufacturer's declaration in the download area
-------------------------	---

#### Dimensions

Width	6.2 mm
Height	80 mm

# Solid-state relay module - PLC-OPT-120AC/300DC/1 - 2900388

## Technical data

### Dimensions

Depth	86 mm
-------	-------

### Ambient conditions

Ambient temperature (operation)	-25 °C ... 60 °C
Ambient temperature (storage/transport)	-40 °C ... 85 °C

### Input data

Nominal input voltage $U_N$	120 V AC
Input voltage range in reference to $U_N$	0.8 ... 1.1
Switching threshold "0" signal in reference to $U_N$	$\leq 0.4$
Switching threshold "1" signal in reference to $U_N$	$\geq 0.8$
Typical input current at $U_N$	3 mA
Typical response time	19 ms
Typical turn-off time	6 ms
Operating voltage display	Yellow LED
Type of protection	Bridge rectifier
Protective circuit/component	Bridge rectifier
Transmission frequency	10 Hz

### Output data

Designation	Output data
Output voltage range	12 V DC ... 300 V DC (Partition plate PLC-ATP must be installed for voltages larger than 250 V (L1, L2, L3) between identical terminal points in adjacent modules. Potential bridging is then carried out with FBST 8-PLC... or ...FBST 500...)
Limiting continuous current	1 A (see derating curve)
Voltage drop at max. limiting continuous current	< 500 mV
Type of protection	Protection against polarity reversal
	Surge protection
Protective circuit/component	Polarity protection diode
	Varistor

### Connection data

Connection method	Push-in connection
Stripping length	8 mm
Conductor cross section solid min.	0.14 mm <sup>2</sup>
Conductor cross section solid max.	2.5 mm <sup>2</sup>
Conductor cross section stranded min.	0.14 mm <sup>2</sup>
Conductor cross section stranded max.	2.5 mm <sup>2</sup>
Conductor cross section AWG/kcmil min.	26

# Solid-state relay module - PLC-OPT-120AC/300DC/1 - 2900388

## Technical data

### Connection data

Conductor cross section AWG/kcmil max	14
---------------------------------------	----

### General

Mounting position	any
Assembly instructions	In rows with zero spacing
Operating mode	100% operating factor
Inflammability class according to UL 94	V0
Designation	Standards/regulations
Standards/regulations	IEC 60664
	EN 50178
	IEC 62103
Rated surge voltage / insulation	4 kV / basic insulation
Rated insulation voltage	300 V
Pollution degree	2
Surge voltage category	III

## Classifications

### eCl@ss

eCl@ss 4.0	27371102
eCl@ss 4.1	27371102
eCl@ss 5.0	27371001
eCl@ss 5.1	27371001
eCl@ss 6.0	27371001
eCl@ss 7.0	27371001
eCl@ss 8.0	27371001

### ETIM

ETIM 2.0	EC001504
ETIM 3.0	EC001504
ETIM 4.0	EC000196
ETIM 5.0	EC000196

### UNSPSC

UNSPSC 6.01	30211916
UNSPSC 7.0901	39121542
UNSPSC 11	39121542
UNSPSC 12.01	39121542

# Solid-state relay module - PLC-OPT-120AC/300DC/1 - 2900388

## Classifications

### UNSPSC

UNSPSC 13.2	39121542
-------------	----------

## Approvals

### Approvals

---

#### Approvals

GL / UL Listed / cUL Listed / UL Recognized / cUL Recognized / cULus Recognized / cULus Listed

---

#### Ex Approvals


---


#### Approvals submitted


---


### Approval details

GL

UL Listed 

cUL Listed 

UL Recognized 

cUL Recognized 

cULus Recognized 

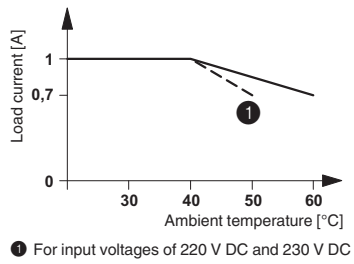
# Solid-state relay module - PLC-OPT-120AC/300DC/1 - 2900388

## Approvals

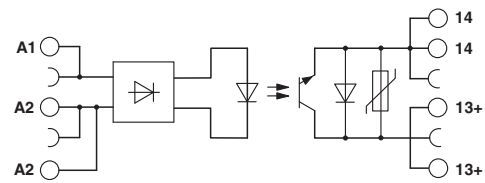


## Drawings

Diagram



Circuit diagram



The illustration shows the derating curve for PLC-...300DC/1