

Limit switches



Conform to the following standards :
 IEC 947-5-1, NFC 63140, VDE 0660/200, EN 60947-5-1
 IEC 536-1, EN 60204-1, NFC 63143 for positive opening version.

Degree of protection : IP 66

Version : 1 pole

Function :

Standard version : Four-terminal double break contact element (form Za). The contacts must be of the same polarity.

Positive operation version: Two-terminal double break contact element (form Y: NC contact) with positive opening action.

Layout :

A - Standard



B - Positive operation



Electrical characteristics :

	Standard	Positive operation
Assigned insulation voltage (Ui) :	600 V	600 V
Thermal rating (Ith) :	10 A	2,5 A
Use category :	AC 15 DC 13	A600 C600 R300

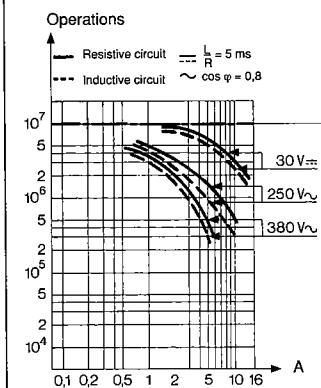
For positive action version only:

Short circuit test (under IEC 947.5.1 § 8.34)

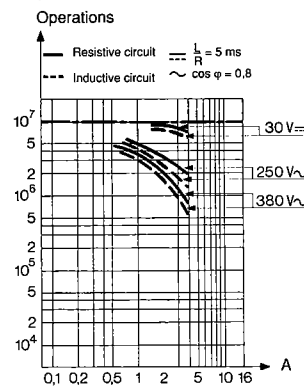
- Current peak 1000 A at 250 V~ 0,5 < cos φ < 0.7
- Short circuit protection (SCPD) : fuse 10AgF

Operating curve :

For standard version



For positive operation version



Connections :

Saddle washer and M 3.5 screw
 Max. wire section : 2 mm²

Electrical protection :

Internal earth terminal

Connection :

For N° 13 sealing gland (supplied with 2 threaded plugs, loose)

Types

Features

Standard	83 840 0
Positively operated	83 840 7

Control mechanisms

(Adjustable actuator heads 4 positions 90°)

Steel plunger	
Heavy-duty lever with thermoplastic roller	
Stepped-adjustment roller lever	
Adjustable roller lever	
Adjustable lever with idle-return lever	
Momentary effect rotary head action to right and left	
Top-mounted plunger with thermoplastic roller	
Flexible metal rod	

Mechanical characteristics

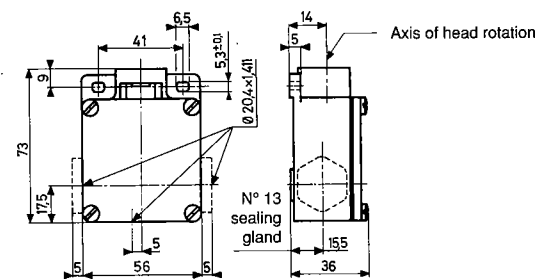
Minimum operating force	N (cmN)	10
Minimum POF	N (cmN)	10
Minimum total travel force	N (cmN)	22
Minimum operating travel	mm(°)	2,5
Minimum POT	mm(°)	4
Differential movement	mm(°)	0,7
Total travel max.	mm(°)	6
Mechanical life	Operations	10 ⁷
Temperature limits	°C	-10 +70
Degree of protection		IP 66
Weight	g	310

Accessories for 83 843 0

- Galvanized, passivated steel roller
- Thermoplastic roller
- Lever supplied with nut, washer and locating block loose

Dimensions


Body



* Lever settings or positions dictated by direction in which block 1 is fitted (see page 3/19)

Other information

For other accessories and special contacts, or special modes of operation, please enquire.



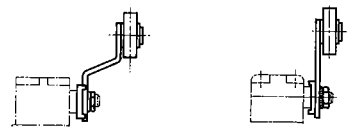
1

83 841 0 83 841 7	83 842 0 83 842 7	83 842 1 83 842 8	83 842 2 83 842 9	83 843 0 83 843 7	83 845 0 83 845 7	83 846 0
----------------------	----------------------	----------------------	----------------------	----------------------	----------------------	----------

15	8	8	8	(20)	10	1,5
15	10	10	10	(20)	10	
25	15	15	15	(33)	22	2,5
3	6	6	6	(25)	2,5	(10)
4,5	9	9	9	(45)	4	
0,7	1,5	1,5	1,5	(7)	0,7	(3)
6	11	11	11	(60)	6	(15)
10 ⁷	10 ⁷	10 ⁷	10 ⁷	10 ⁷	10 ⁷	10 ⁷
-10 +70	-10 +70	-10 +70	-10 +70	-20 +70	-10 +70	-10 +70
IP 66	IP 66	IP 66	IP 66	IP 66	IP 66	IP 66
310	310	310	310	310	300	310

2

79 210 997 79 210 998



83 840 0 - 7

83 841 0 - 7

83 842 0 - 7

83 842 1 - 8

83 842 2 - 9

83 843 0 - 7

79 210 997 *

79 210 998 *

83 845 0

83 846 0

3