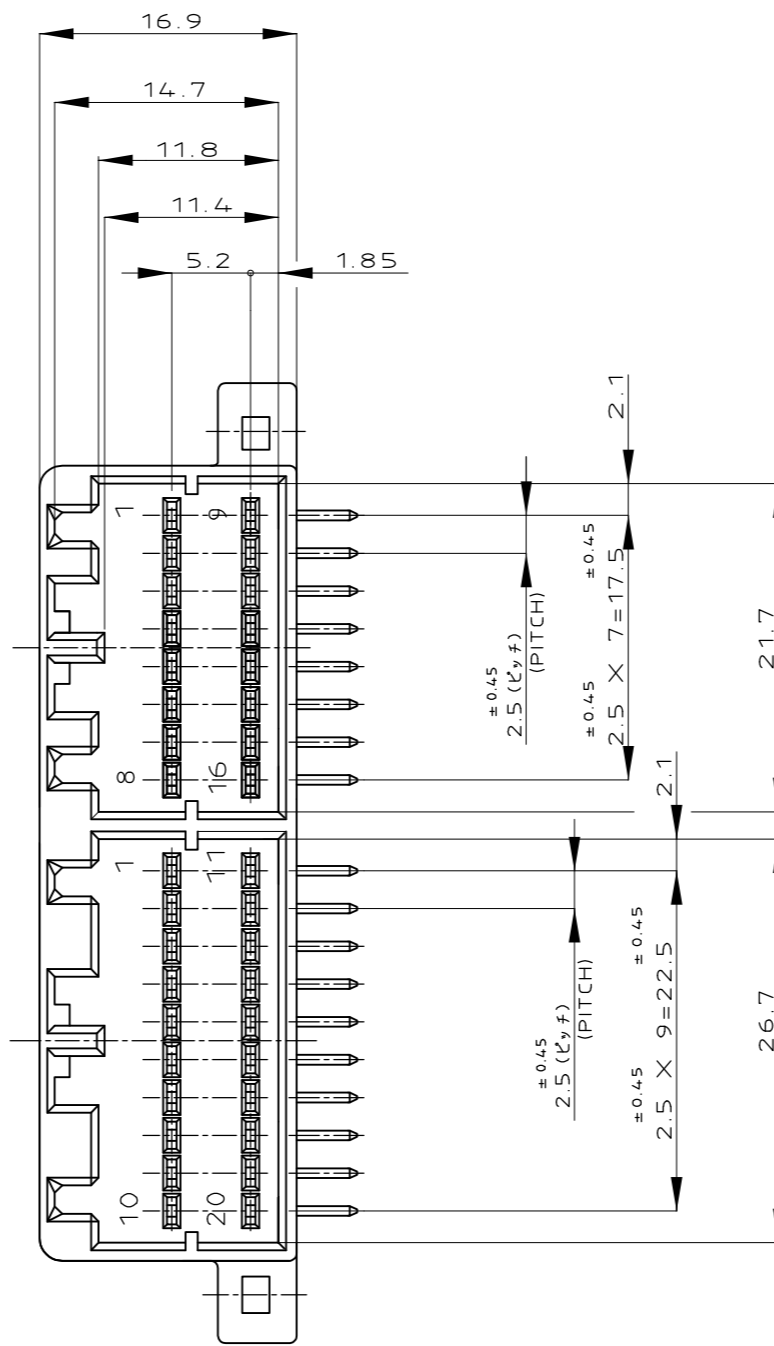
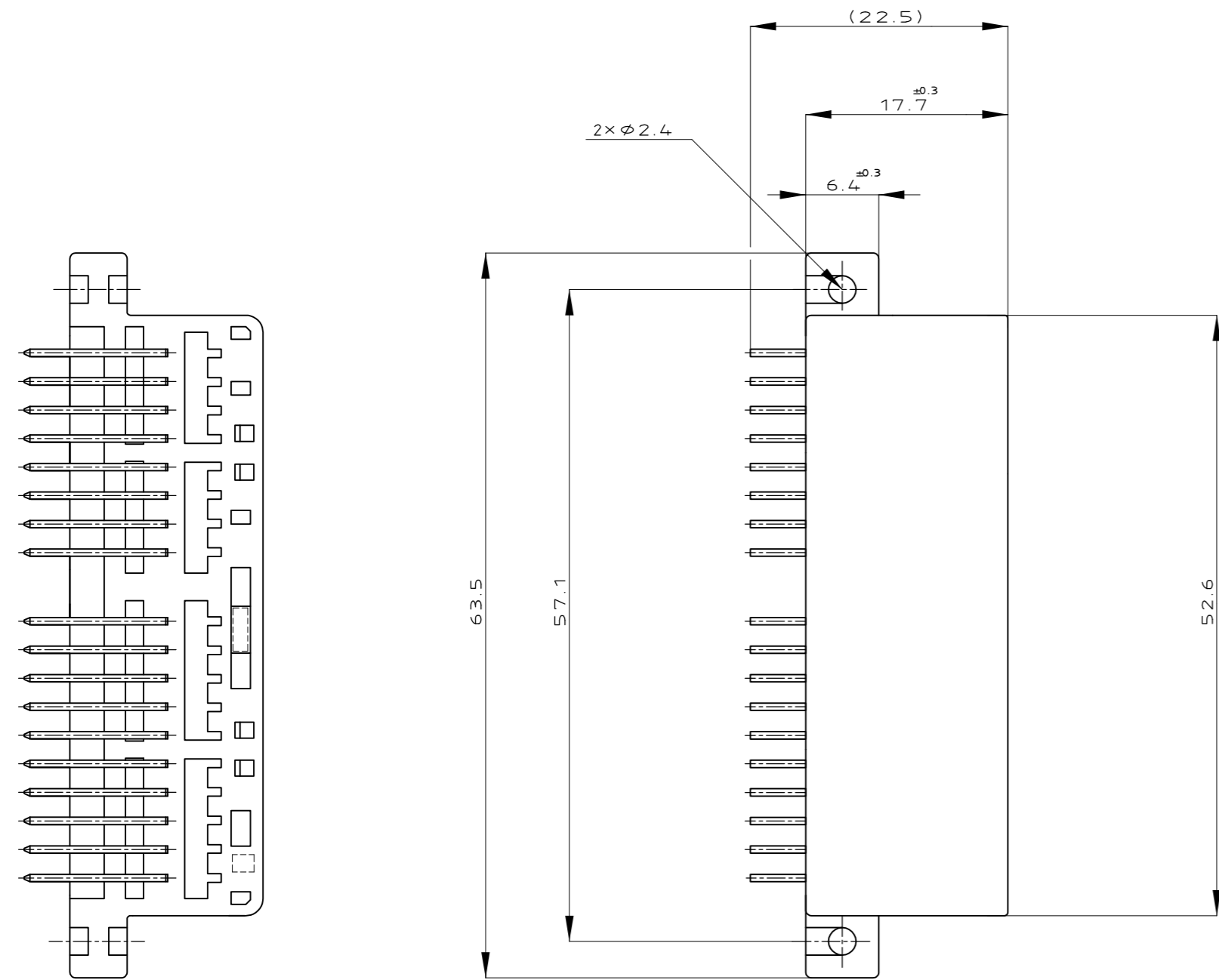
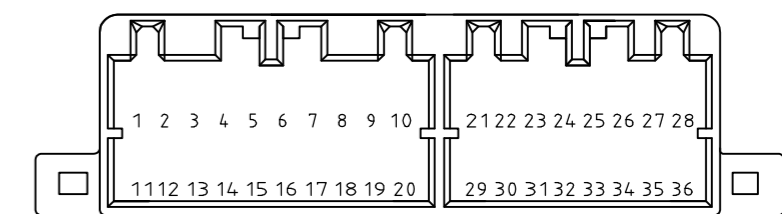


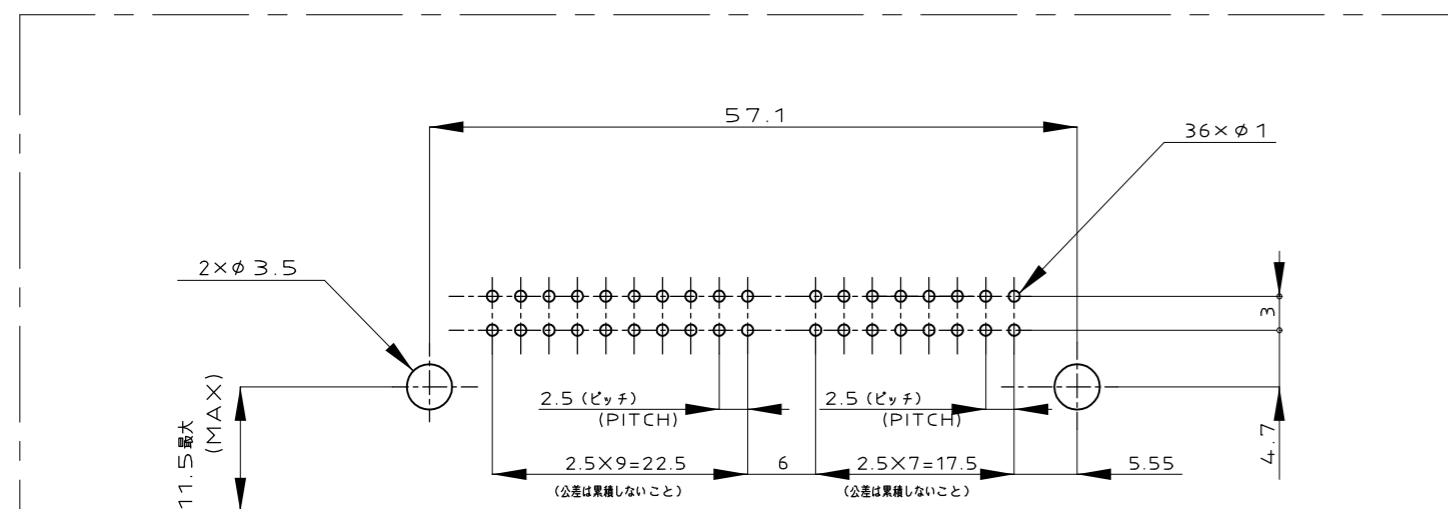
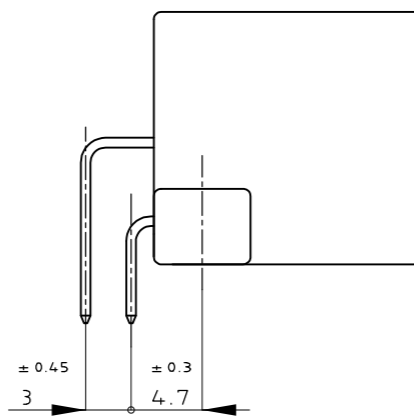
REVISIONS					
P	LTR	DESCRIPTION	DATE	DWN	APVD
	D7	REVISED	ECR-16-003276	05SEP2016	KF HY



1. APPLICABLE P.C BOARD THICKNESS 1.6mm
 2. RECOMMENDED MOUNTING SCREW: 3mm DIA, 6mm LENGTH (MIN.)
TAPPING SCREW SPECIFIED IN JIS B1115, B1122 (TIGHTENING TORQUE : 0.39N-m MAX.)
 3. THE MATING PLUG HOUSING PART NUMBER; 174909,174910
 4. APPLICABLE PRODUCT SPEC No. ; 108-5281
- △5 CIRCUIT NUMBER.
△6 NON INSERTION CIRCUIT NUMBER 21~36



1. 適用プリント基板厚 ; 1.6mm
 2. 推奨取付ネジ : JIS B1115 , B1122 タッピンネジ, ナベ2種 呼び径3, 長さ6mm以上 (締付トルク 0.39N-m 以下)
 3. 嵌合相手型番; 174909,174910
 4. 適用製品規格番号 ; 108-5281
- △5 回路番号 (上図参照の事)
△6 端子抜け回路番号 21 ~ 36



プリント基板取付け寸法 (公差±0.1)
 (MOUNTING DIMENSIONS FOR P.C.BOARD: TOLERANCE ±0.1)
 ※ピッチ公差は累積しないこと (NON ACCUMULATE PITCH TOLERANCE)

NON INSERTION CIRCUIT NUMBER タブ抜き箇所	SOLDERING SIDE 半田付け部	CONTACT SIDE 接触部側	CIRCUIT NO OF GOLD PLATED CONTACT 金めっき端子使用回路番号	HOUSING COLOR ハウジング色	PART NUMBER 型番
—	SELECTIVE-TIN (MATTE)	SELECTIVE GOLD × 4 PRE-TIN × 32	10,11,15,16	GRAY 灰色	6-5174912-6
—	SELECTIVE-TIN (MATTE)	SELECTIVE GOLD × 36	1~36	BLACK 黒色	1-5174912-2
SEE DWG 9-174912-2					
②1 ~ ③6	—	PRE-TIN × 20	—	BLACK 黒色	7-174912-2
—	TIN-LEAD	SELECTIVE GOLD × 4 PRE-TIN × 32	10,11,15,16	GRAY 灰色	6-174912-6
—	TIN-LEAD	SELECTIVE GOLD × 6 PRE-TIN × 30	10,11,12,15,16,31	GRAY 灰色	3-174912-6
—	TIN-LEAD	SELECTIVE GOLD × 5 PRE-TIN × 31	10,11,12,15,16,31	BLACK 黒色	2-174912-2
—	—	PRE-TIN × 36	—	BLACK 黒色	174912-2

THIS DRAWING IS A CONTROLLED DOCUMENT.

DIMENSIONS: 単位: 寸 mm

TOLERANCES UNLESS OTHERWISE SPECIFIED: 一般公差

0 < x < 10 : ±0.2
 10 < x < 30 : ±0.25
 30 < x < 100 : ±0.3
 ANGLE : ±3°

MATERIAL 材料: HSG: PBT, ハウジング: PBT, CONTACT: BRASS, コンタクト: 黄銅

FINISH 仕上: SEE TABLE

DWN: T.SHINOHARA, 18MAR04
 CHK: K.BETSUI, 18MAR04
 APVD: K.BETSUI, 18MAR04

NAME 名称: 040 SERIES MULTI-LOCK I/O CONNECTOR MK-II 36POSITION CAP HOUSING ASSEMBLY

SIZE: A2, CAGE CODE: 00779, DRAWING NO: 174912

WEIGHT: 11.3 g

CUSTOMER DRAWING

SCALE: 2:1, SHEET: 1 OF 1, REV: D7