

## Panel feed-through - QPD W 3PE2,5 6-10 M25 0,5 BK - 1582163

Please be informed that the data shown in this PDF Document is generated from our Online Catalog. Please find the complete data in the user's documentation. Our General Terms of Use for Downloads are valid (<http://download.phoenixcontact.com>)



QUICKON panel feed-through, 3+PE-pos., 1.0 mm<sup>2</sup> ... 2.5 mm<sup>2</sup>/630 V/20 A, with QUICKON nut, black, for cable diameter of 6 mm ... 10 mm, with 4 welded-on 2.5 mm<sup>2</sup> cable wires, 0.5 m long, cut flat at the end.

### Product Features

- ✓ Innovative and time saving - QUICKON fast connection for time saving of up to 80% for on-site connection
- ✓ Convenient: quick and easy assembly without special tools
- ✓ Robust throughout: housing with IP68/IP69K and IK07 protection for a wide range of applications
- ✓ Safer connection thanks to polarization against mismatching and touch-proof protection according to DIN EN 0105
- ✓ Efficient - by using panel feed-throughs, devices no longer need to be opened in order to connect cables



### Key commercial data

Packing unit	1 PCE
Weight per Piece (excluding packing)	103.3 GRM
Custom tariff number	85366990
Country of origin	Germany

### Technical data

#### General

Design	QPD 4x2,5
Length of cable	0.5 m
Color	black
Locking type	Screw locking
Connection method	QUICKON connection
	IDC connection
Number of positions	4
Note number of positions	3+PE
Wrench size, union nut	22 mm
Tightening torque, union nut	5 Nm

## Panel feed-through - QPD W 3PE2,5 6-10 M25 0,5 BK - 1582163

### Technical data

#### General

Tightening torque, counter nut	5 Nm
Wrench size, counter nut	27 mm
Number of connections	10
Conductor cross section stranded min.	1 mm <sup>2</sup>
Conductor cross section stranded max.	2.5 mm <sup>2</sup>
Conductor cross section solid min.	1 mm <sup>2</sup>
Conductor cross section solid max.	2.5 mm <sup>2</sup>
Conductor cross section AWG/kcmil min.	16
Conductor cross section AWG/kcmil max	14

#### Conductor

Structure of individual litz in acc. with VDE 0295 / smallest wire diameter	VDE 0295 class 1 to 6 / min. 0.15 mm
Wire insulation material	PVC/PE/TPE/rubber
Wire diameter including insulation	2.5 mm ... 3.8 mm
External cable diameter	6 mm ... 10 mm
Conductor cross section	2.5 mm <sup>2</sup>

#### Ambient conditions

Degree of protection	IP68 (2 m / 24 h)
	IP69K
Ambient temperature (operation)	-40 °C ... 80 °C
Ambient temperature (storage/transport)	-40 °C ... 80 °C
Temperature when conductor connected	-5 °C ... 50 °C

#### Electrical characteristics

Nominal current I <sub>N</sub>	20 A
Rated current	20 A
Rated voltage (III/3)	690 V
Rated voltage (III/2)	1000 V
Rated voltage (II/2)	1000 V
Rated surge voltage (III/3)	6 kV
Rated surge voltage (III/2)	8 kV
Rated surge voltage (II/2)	8 kV

#### Mechanical characteristics

QUICKON connectability	max. 10
------------------------	---------

#### Material data

Contact material	Cu
Contact surface material	Silver-plated

## Panel feed-through - QPD W 3PE2,5 6-10 M25 0,5 BK - 1582163

### Technical data

#### Material data

Contact carrier material	PA
Insulating material	PA
Inflammability class according to UL 94	V0
Surge voltage category	III
Pollution degree	3

### Classifications

#### eCl@ss

eCl@ss 4.0	27140815
eCl@ss 4.1	27140815
eCl@ss 5.0	27143423
eCl@ss 5.1	27143423
eCl@ss 6.0	27143423
eCl@ss 7.0	27449001
eCl@ss 8.0	27449001

#### ETIM

ETIM 2.0	EC001297
ETIM 3.0	EC000516
ETIM 4.0	EC000516
ETIM 5.0	EC002635

#### UNSPSC

UNSPSC 6.01	30211923
UNSPSC 7.0901	39121522
UNSPSC 11	39121522
UNSPSC 12.01	39121522
UNSPSC 13.2	39121522

### Approvals

#### Approvals

---

#### Approvals

VDE Zeichengenehmigung / UL Listed / cUL Listed / GOST / cULus Listed

---

# Panel feed-through - QPD W 3PE2,5 6-10 M25 0,5 BK - 1582163

## Approvals

Ex Approvals

Approvals submitted

### Approval details

VDE Zeichengenehmigung	
mm <sup>2</sup> /AWG/kcmil	1.5-2.5
Nominal current I <sub>N</sub>	20 A
Nominal voltage U <sub>N</sub>	690 V

UL Listed	
mm <sup>2</sup> /AWG/kcmil	16
Nominal current I <sub>N</sub>	10 A
Nominal voltage U <sub>N</sub>	600 V

cUL Listed	
mm <sup>2</sup> /AWG/kcmil	16
Nominal current I <sub>N</sub>	10 A
Nominal voltage U <sub>N</sub>	600 V

GOST	
------	--

cULus Listed	
--------------	--

## Panel feed-through - QPD W 3PE2,5 6-10 M25 0,5 BK - 1582163

### Accessories

#### Accessories

#### Coding element

Coding profile - CP-QPD - 1582459



Coding profile red, for pushing into the QUICKON dome and connector, can be positioned in 90° steps.

---

### Device marking

Plastic label - EMLP (13X9)R - 0819453



Plastic label, Roll, white, Unlabeled, Can be labeled with: THERMOMARK ROLL, THERMOMARK X, THERMOMARK S1.1, Mounting type: Adhesive, Lettering field: 13 x 9 mm

Engraving material - GPE 13X 9 WH - 0806932



Engraving material, Sheet, white, Unlabeled, Can be labeled with: Engraving, Plotter, Mounting type: Adhesive, Lettering field: 13 x 9 mm

---

### Mounting material

Nut - Q-MU M25 - 1640715



Nut (plastic) to lock the contact carrier from the inside of the device

---

### Protective cap

## Panel feed-through - QPD W 3PE2,5 6-10 M25 0,5 BK - 1582163

### Accessories

Protective cap - QPD QSK 2,5 FS - 1582488

Plastic protective cap, for QPD-QUICKON connectors, green, with holding band, IP68



---

Protective cap - QPD QSK 2,5 - 1582150



Protective cap made of transparent plastic for QPD QUICKON connection 4x 2.5 mm<sup>2</sup>, IP54.

---

### Seal

Grommet - KV-DI-PG16-1XASI - 1582462



Seal for one AS-i line, 17.2 x 9 mm, from NBR, black, for IP65/67 degree of protection

---

Grommet - KV-DI-PG16-2XASI - 1582464



Seal for two AS-i lines, 17.2 x 9 mm, from NBR, black, for IP65/67 degree of protection

---

### Sealing plugs

Closing cap - SEALING PLUG 10X16 RD - 1400284



Closing cap, for closing unused bore holes in multiple seals and cable glands, diameter 10 mm

# Panel feed-through - QPD W 3PE2,5 6-10 M25 0,5 BK - 1582163

## Accessories

Socket spanner

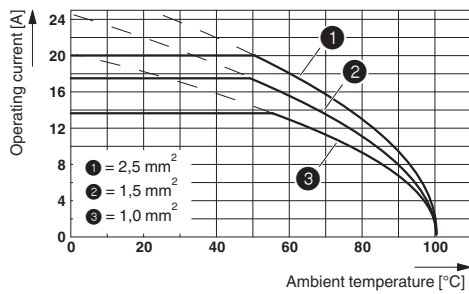
Socket wrench - QSS 22 - 1670206



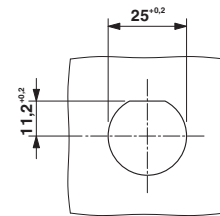
Allen wrench, for loosening and fastening the QUICKON union nut, WAF 22 mm

## Drawings

Diagram

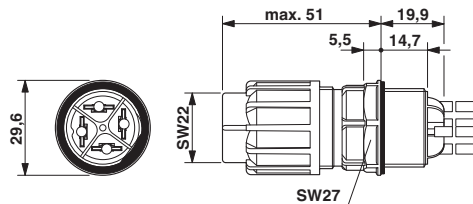


Dimensioned drawing



Panel cutout

Dimensioned drawing



Dimensional drawing