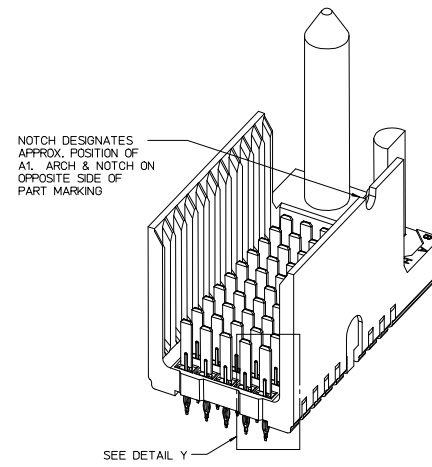
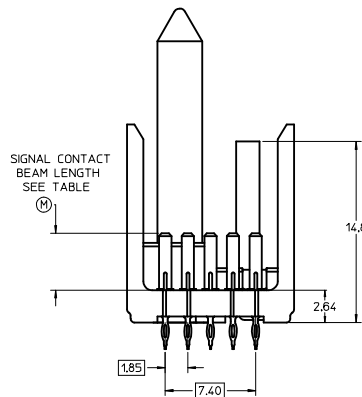
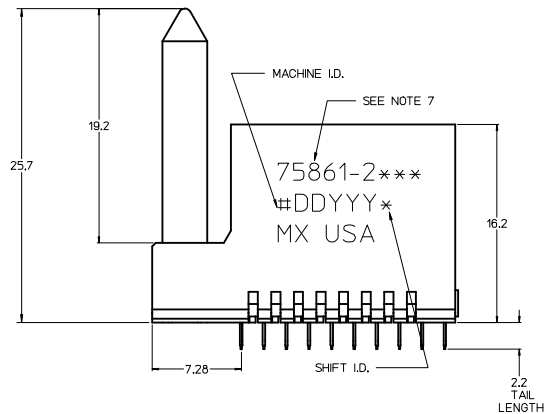


75861-2\*\*\*  
 COLUMN  
 21 = 10  
 22 = 25  
 25 = 5  
 KEYING  
 POSITION  
 0 = NONE  
 1 = A  
 2 = B  
 ETC.

PIN LENGTH DIM "M"	GOLD (Au) THICKNESS micrometers
0-3.55 mm	0.25 (MAPS)
1-4.55 mm	
2-5.55 mm	
3-3.55 mm	
4-4.55 mm	0.76
5-5.55 mm	
7-3.55 mm	
8-4.55 mm	1.27
9-5.55 mm	

CONFIGURATION			
ASSEMBLY NO.	K	N	(L)
75861-25**	4	7.40	15.53
75861-21**	9	16.65	24.78
75861-22**	24	44.40	52.53



THE PRIMARY CARTON WITH A LABEL STATING "ELV AND RoHS COMPLAINT" IS LEAD FREE. CARTONS WITHOUT THIS LABEL MAY CONTAIN LEAD.

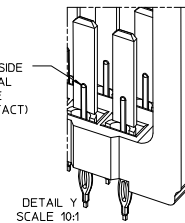
NOTES:

1. MATERIAL: HOUSING - LIQUID CRYSTAL POLYMER (LCP), GLASS-FILLED UL 94V-0, GRAY. SIGNAL CONTACTS - HIGH PERFORMANCE COPPER ALLOY.
2. FINISHES: SELECTIVE GOLD (Au) ON CONTACT AREA, SELECTIVE MATTE TIN (Sn) ON TAIL AREA, NICKEL (Ni) OVERALL.
3. 10-COLUMN ASSEMBLY SHOWN AS REFERENCE. SEE TABLE AND CHART FOR OTHER OPTIONS.
4. PARTS PACKAGED PER PK-70873-5058.
5. THIS PART CONFORMS TO MOLEX PRODUCT SPECIFICATION PS-75221-999.
6. FOR MIXED CONTACT MATING LENGTH CONSULT MOLEX.
7. EITHER MARK PART NUMBER AND DATE CODE APPROXIMATELY WHERE SHOWN OR PLACE A LABEL ON THE TUBE.
8. MINIMUM CIRCUIT BOARD THICKNESS: 1.6
9. OPTIONAL HOLE LOCATION FOR GROUNDED GUIDE PIN OR FOR ADDITIONAL GUIDE PIN SUPPORT. - FOR GROUNDED GUIDE, HOLE TO BE PLATED, DRILL SIZE  $\phi 2.58$ , PAD SIZE  $\phi 5.50$
10. THESE PARTS CONFORM TO MOLEX COSMETIC SPECIFICATION PS-45499-002 CLASS B.
11. MAPS (MOLEX ADVANCED PLATING SYSTEM).

LEAD-FREE PLATING

P/N	-**0*	-**1*	-**2*	-**3*	-**4*	-**5*	-**6*	-**7*	-**8*
75861(- )	0	A	B	C	D	E	F	G	H
KEYING PIN ORIENTATION									

MATING SIDE OF SIGNAL (RIB SIDE OF CONTACT)



REV TO LEAD-FREE EC NO: UCP2013-1905 DRAWINGS CHKD:WOLFE APPROV:SMILLER	DESCRIPTION 2012/09/05 2012/09/05 2012/12/05	QUALITY SYMBOLS ▽=0 ▽=0 ▽=0	GENERAL TOLERANCES (UNLESS SPECIFIED)		DIMENSION STYLE MM ONLY		SCALE 5:1	DESIGN UNITS METRIC	THIRD ANGLE PROJECTION
			mm	INCH	DRAWN BY JB INGHAM	DATE 2006/02/06			
			4 PLACES ±.00	±.00	3 PLACES ±.00	±.00	TITLE GBX 2-PAIR L-SERIES LF LEFT END BACKPLANE SALES ASSEMBLY DRAWING		
			2 PLACES ±0.25	±.00	2 PLACES ±0.25	±.00	APPROVED BY SMILLER		
			1 PLACE ±0.38	±.00	1 PLACE ±0.38	±.00	DATE 2012/12/05		
			0 PLACE ±.00	±.00	0 PLACE ±.00	±.00	MATERIAL NO. SEE CHART		
			ANGULAR ±1/2°		DRAFT WHERE APPLICABLE MUST REMAIN WITHIN DIMENSIONS		DOCUMENT NO. SD-75861-210		
						SHEET NO. 1 OF 1			

THIS DRAWING CONTAINS INFORMATION THAT IS PROPRIETARY TO MOLEX INCORPORATED AND SHOULD NOT BE USED WITHOUT WRITTEN PERMISSION