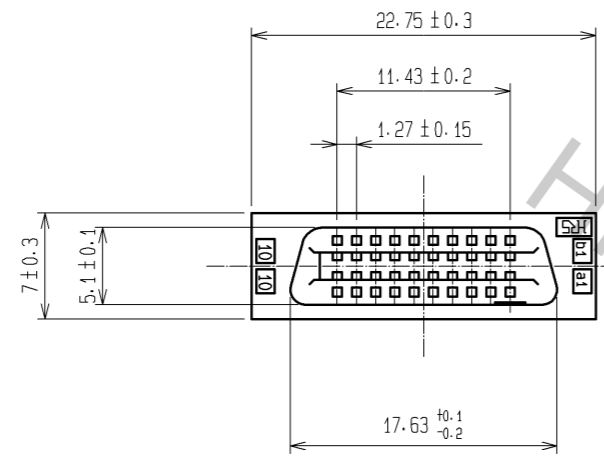
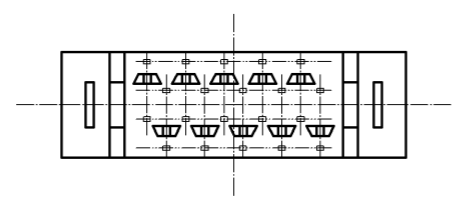
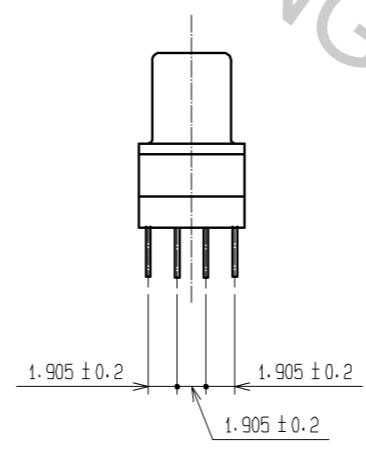
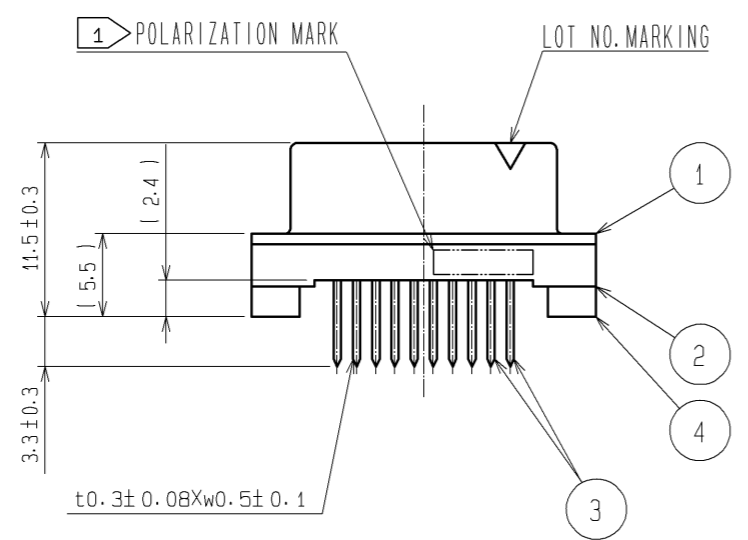
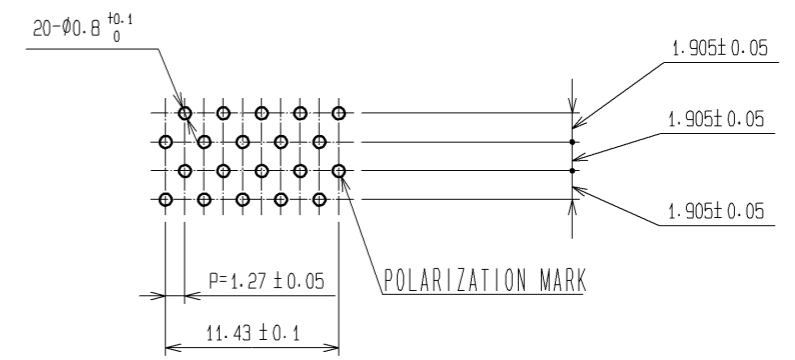


Apr.1.2017 Copyright 2017 HIROSE ELECTRIC CO., LTD. All Rights Reserved.



RECOMMENDED PC BOARD HOLE PATTERN
(MOUNTING SIDE) t=1.6



- NOTES 1 LOT NO. MARKING SIDE SHALL BE OPTIONAL.
2. THE DIMENSIONS IN PARENTHESES ARE FOR REFERENCE.

1. 2. 4 POLYAMIDE		BLACK, UL94V-0		3	PHOSPHOR BRONZE	CONTACT AREA : GOLD 0.2 μm min.	
						DIP AREA : TIN-PLATING 2 μm min.	
						UNDER PLATING : NICKEL 2 μm min.	
NO.	MATERIAL	FINISH, REMARKS		NO.	MATERIAL	FINISH, REMARKS	
UNITS mm		SCALE 2 : 1		COUNT	DESCRIPTION OF REVISIONS		
		HIROSE ELECTRIC CO., LTD.		APPROVED : HS. OKAWA	07.08.10	DRAWING NO. EDC3-083211-21	
				CHECKED : HS. OZAWA	07.08.10	PART NO. FX2C2-20S-1.27DSA(71)	
				DESIGNED : KY. NAKAMURA	07.08.10	CODE NO. CL572-2421-4-71	
				DRAWN : TP. MATSUMOTO	07.08.08		