
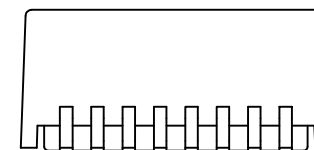



NOTES:

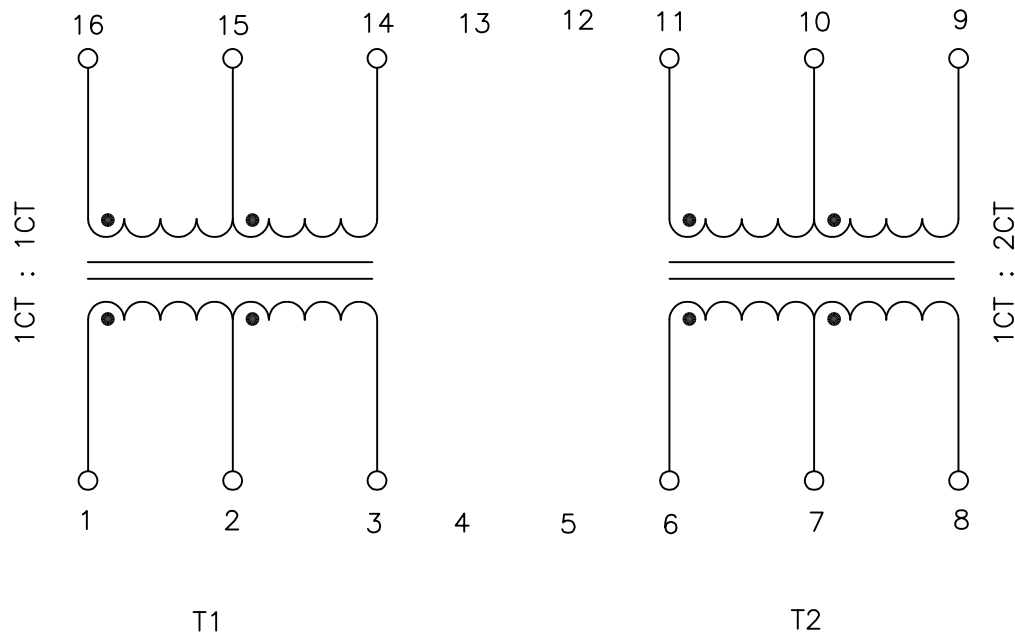
1. ROHS COMPLIANT
2. HEADER: PHENOLIC WITH FLAMMABILITY RATING UL 94V-0 OR BETTER.
3. OPERATIONAL TEMPERATURE: 0°C TO +70°C  
STORAGE TEMPERATURE: -20°C TO +125°C
4. COMPLIANCE TO J-STD:
  - A. J-STD-002: SOLDERABILITY AT 245°C REFLOW PROFILE
  - B. J-STD-020: LEVEL 1, NO MOISTURE SENSITIVE
  - C. J-STD-075: R7, 245°C MAXIMUM THROUGH REFLOW SOLDER
5. TO ORDER TAPE & REEL PACKAGING ADD A "T" SUFFIX TO THE PART NUMBER(i.e E2466NL BECOMES E2466NLT).



FINAL OUTLINE

© Copyright, 2017. Pulse Electronics Corp. All rights reserved. Pulse confidential & proprietary. (05/02/17)

PRODUCT DESCRIPTION	TLA DRAWING	PS DRAWING	SHEET	PART NO.	DATASHEET REV.
XFMR,SIN,10D,1:2,SMT,TU	E2466NL-13	PS-0125.001-C	1 OF 3	E2466NL	A



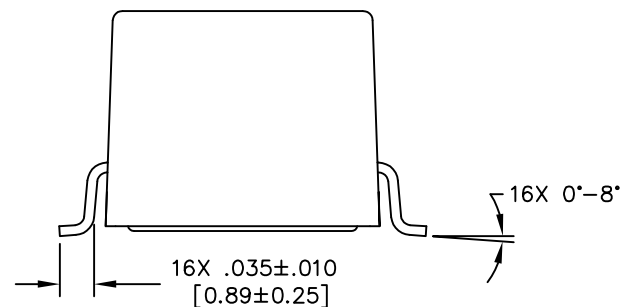
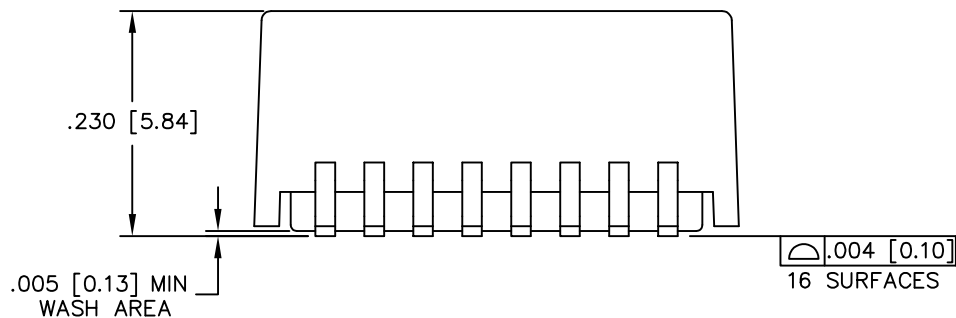
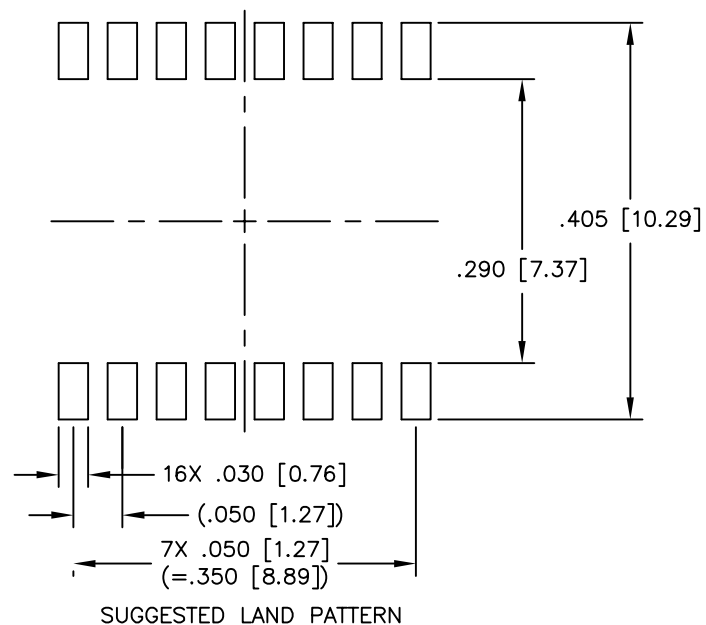
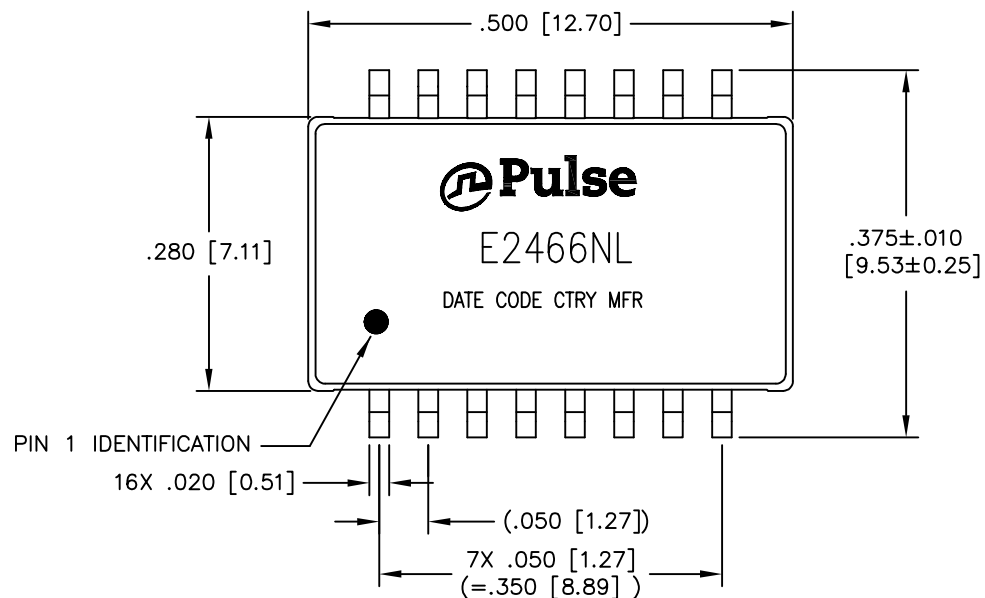
SCHEMATIC

ELECTRICAL CHARACTERISTICS AT +25°C UNLESS OTHER SPECIFIED

PARAMETER	SPECIFICATIONS
URNS RATIO	(6-8):(11-9) = 1:2 ±3% (1-3):(16-14) = 1:1 ±3%
INDUCTANCE (OCL)	70 uH MIN (AT 100 KHz 20 mVRMS)
CAPACITANCE WINDING TO WINDING	12 pF MAX ( AT 100 KHz 20 mVRMS)
DC RESISTANCE	0.6 OHMS MAX
LEAKAGE INDUCTANCE	0.3 uH MAX
INPUT – OUTPUT ISOLATION	1500 VRMS MIN @ 60 SECONDS

NOTE: f IS FREQUENCY IN MHz.

PRODUCT DESCRIPTION	TLA DRAWING	PS DRAWING	SHEET	PART NO.	DATASHEET REV.
XFMR,SIN,10D,1:2,SMT,TU	E2466NL-13	PS-0125.001-C	2 OF 3	E2466NL	A



DIMENSIONS ARE IN INCHES [MILLIMETERS] WITH THE FOLLOWING TOLERANCES: [MILLIMETERS] ARE FOR REFERENCE ONLY.  
 .XX= ±.01 [±0.25]  
 .XXX= ±.005 [±0.13]

© Copyright, 2017. Pulse Electronics Corp. All rights reserved. Pulse confidential & proprietary. (05/02/17)

PRODUCT DESCRIPTION	TLA DRAWING	PS DRAWING	SHEET	PART NO.	DATASHEET REV.
XFMR,SIN,10D,1:2,SMT,TU	E2466NL-13	PS-0125.001-C	3 OF 3	E2466NL	A