

PCB terminal block - FFKDSA/H1-7,62 - 1790351

Please be informed that the data shown in this PDF Document is generated from our Online Catalog. Please find the complete data in the user's documentation. Our General Terms of Use for Downloads are valid (<http://download.phoenixcontact.com>)



PC terminal block, Nominal current: 17.5 A, Nom. voltage: 630 V, Pitch: 7.62 mm, Number of positions: 1, Connection method: Spring-cage conn., Mounting: Soldering, Conductor/PCB connection direction: 0 °, Color: green, The article can be aligned to create different nos. of positions!

Why buy this product

- Two solder pins for a high level of stability on the PCB
- When connecting stranded conductors without ferrules, the terminal point is opened using an orange opening lever
- Opening lever for user-friendly actuation using a screwdriver
- Push-in direct plug-in technology for solid or stranded conductors with ferrules



Key commercial data

Packing unit	1
Minimum order quantity	50
Catalog page	Page 141 (CC-2011)
GTIN	 4 017918 044268
Custom tariff number	85369010
Country of origin	GERMANY

Technical data

Dimensions / positions

Length	13.6 mm
Pitch	7.62 mm
Number of positions	1
Pin dimensions	0,5 x 1 mm
Hole diameter	1.3 mm

Technical data

Range of articles	FFKDS(A)/H1
Insulating material group	I
Rated surge voltage (III/3)	6 kV
Rated surge voltage (III/2)	6 kV
Rated surge voltage (II/2)	6 kV

PCB terminal block - FFKDSA/H1-7,62 - 1790351

Technical data

Technical data

Rated voltage (III/3)	400 V
Rated voltage (III/2)	630 V
Rated voltage (II/2)	1000 V
Connection in acc. with standard	EN-VDE
Nominal current I _N	17.5 A
Nominal cross section	1.5 mm ²
Maximum load current	17.5 A (with 1.5 mm ² conductor cross section)
Insulating material	PA
Inflammability class according to UL 94	V0
Stripping length	10 mm
Nominal voltage, UL/CUL Use Group B	300 V
Nominal current, UL/CUL Use Group B	10 A
Nominal voltage, UL/CUL Use Group D	300 V
Nominal current, UL/CUL Use Group D	10 A

Connection data

Conductor cross section solid min.	0.2 mm ²
Conductor cross section solid max.	1.5 mm ²
Conductor cross section stranded min.	0.2 mm ²
Conductor cross section stranded max.	1.5 mm ²
Conductor cross section stranded, with ferrule without plastic sleeve min.	0.25 mm ²
Conductor cross section stranded, with ferrule without plastic sleeve max.	0.75 mm ²
Conductor cross section stranded, with ferrule with plastic sleeve min.	0.25 mm ²
Conductor cross section stranded, with ferrule with plastic sleeve max.	0.75 mm ²
Conductor cross section AWG/kcmil min.	24
Conductor cross section AWG/kcmil max	16
Minimum AWG according to UL/CUL	22
Maximum AWG according to UL/CUL	16

Classifications

eClass

eCl@ss 4.0	27141109
eCl@ss 4.1	27141109
eCl@ss 5.0	27141190
eCl@ss 5.1	27141190
eCl@ss 6.0	27261101
eCl@ss 7.0	27440401

PCB terminal block - FFKDSA/H1-7,62 - 1790351

Classifications

etim

ETIM 3.0	EC001121
ETIM 4.0	EC002643
ETIM 5.0	EC002643

unspsc

UNSPSC 6.01	30211801
UNSPSC 7.0901	39121432
UNSPSC 11	39121432
UNSPSC 12.01	39121432
UNSPSC 13.2	39121432

Approvals

Approvals


Approvals


CSA / UL Recognized / KEMA-KEUR / cUL Recognized / GOST / CCA / GOST / cULus Recognized

Ex Approvals

Approvals submitted

Approval details

CSA 			
		B	D
mm ² /AWG/kcmil	16	16	
Nominal current IN	10 A	10 A	
Nominal voltage UN	300 V	300 V	

UL Recognized 			
		B	D
Nominal current IN	13 A	13 A	
Nominal voltage UN	150 V	150 V	

PCB terminal block - FFKDSA/H1-7,62 - 1790351

Approvals

KEMA-KEUR	
mm ² /AWG/kcmil	1.5
Nominal voltage UN	500 V

cUL Recognized			
		B	D
Nominal current I _N	13 A	13 A	
Nominal voltage UN	150 V	150 V	

GOST	
------	--

CCA	
mm ² /AWG/kcmil	1.5
Nominal voltage UN	500 V

GOST	
------	--

cULus Recognized	
------------------	--

Accessories

Accessories

Marking

Marker cards - SK 7,62/5:FORTL.ZAHLEN - 0804552



Marker cards, Card, white, labeled, Horizontal: Consecutive numbers 1 - 10, 11 - 20, etc. up to 91 - 100, Mounting type: Adhesive, For terminal block width: 7.62 mm

Necessary add-on products

PCB terminal block - FFKDSA/H1-7,62 - 1790351

Accessories

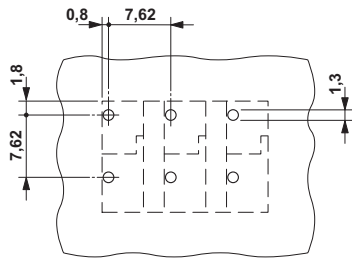
PCB terminal block - FFKDSA1/H1-7,62 - 1790513



PC terminal block, Nominal current: 17.5 A, Nom. voltage: 320 V, Pitch: 7.62 mm, Number of positions: 1, Connection method: Spring-cage conn., Mounting: Soldering, Conductor/PCB connection direction: 0 °, Color: green, The article can be aligned to create different nos. of positions!

Drawings

Drilling diagram



Dimensioned drawing

