

CDBZC0130R-HF

$I_o = 100 \text{ mA}$
 $V_R = 30 \text{ Volts}$
 RoHS Device
 Halogen Free



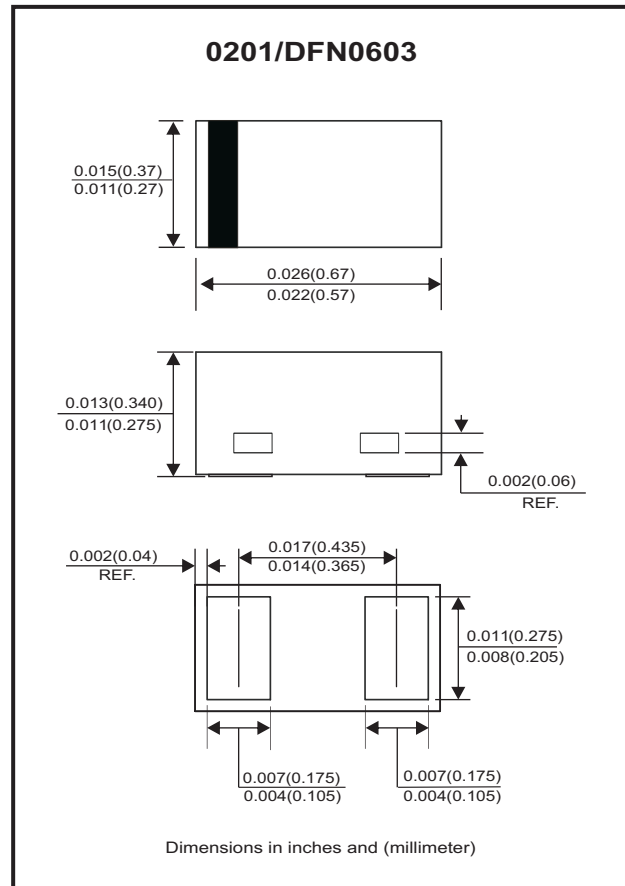
Features

- Low reverse current.
- Low forward voltage.
- Ultra small mold type.

Mechanical data

- Case: 0201/DFN0603 package, molded plastic.
- Terminals: Gold plated, solderable per MIL-STD-750, method 2026.
- Polarity: Color band denotes cathode end.
- Mounting position: Any
- Weight: 0.0004 grams(approx.).

Circuit diagram



Maximum Rating (at $T_A=25^\circ\text{C}$ unless otherwise noted)

Parameter	Conditions	Symbol	Min	Typ	Max	Unit
Reverse voltage		V_R			30	V
Average rectified forward current		I_o			100	mA
Forward current, surge peak (60Hz*1cycle)	8.3 ms single half sine-wave superimposed on rate load(JEDEC method)	I_{FSM}			500	mA
Operating temperature range		T_J	-40		+150	$^\circ\text{C}$
Storage temperature range		T_{STG}	-40		+150	$^\circ\text{C}$

Electrical Characteristics (at $T_A=25^\circ\text{C}$ unless otherwise noted)

Parameter	Conditions	Symbol	Min	Typ	Max	Unit
Forward voltage	$I_F = 10 \text{ mA}$	V_F			0.46	V
Reverse current	$V_R = 10 \text{ V}$	I_R			0.30	μA

RATING AND CHARACTERISTIC CURVES (CDBZC0130R-HF)

Fig.1 - Forward Characteristics

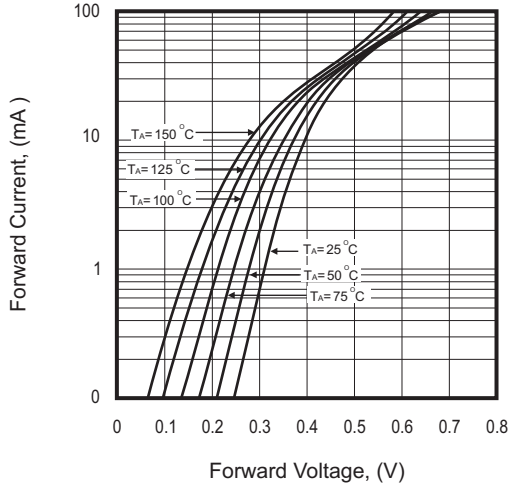


Fig.2 - Reverse Characteristics

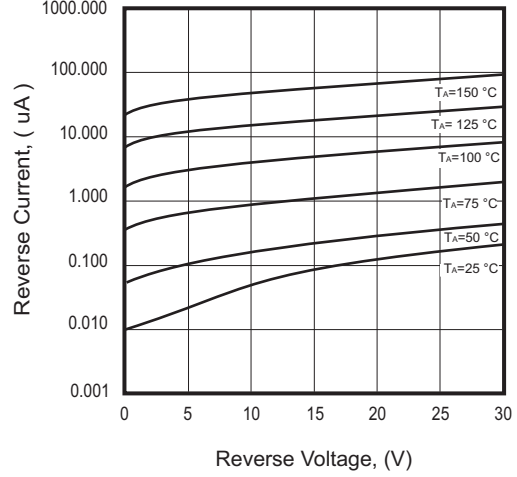


Fig.3 - Capacitance Between Terminals Characteristics

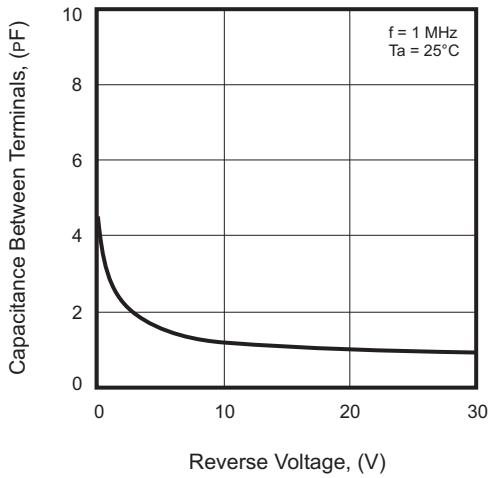
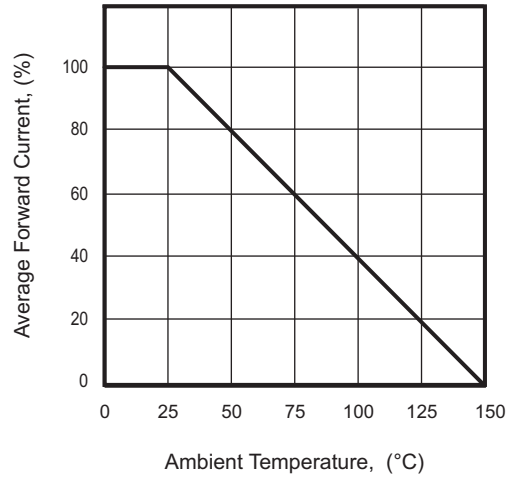
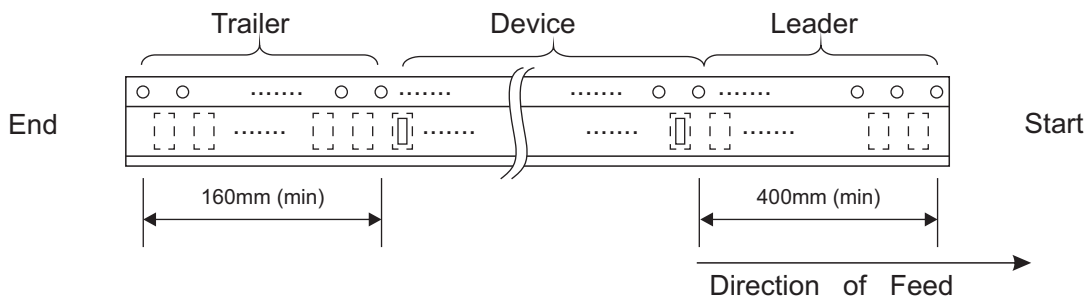
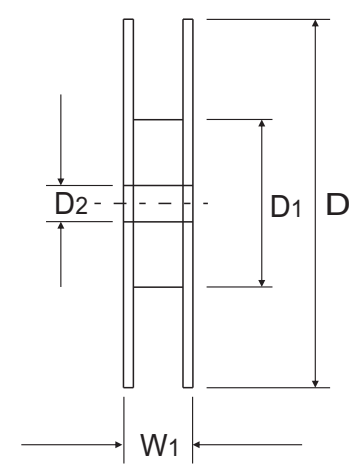
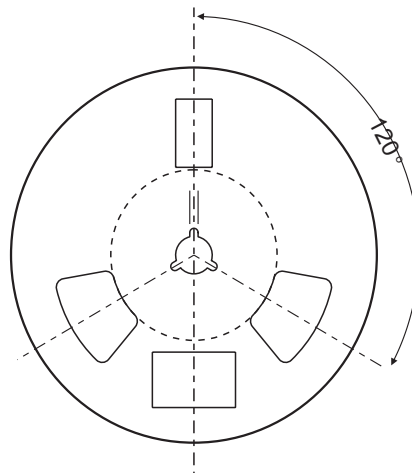
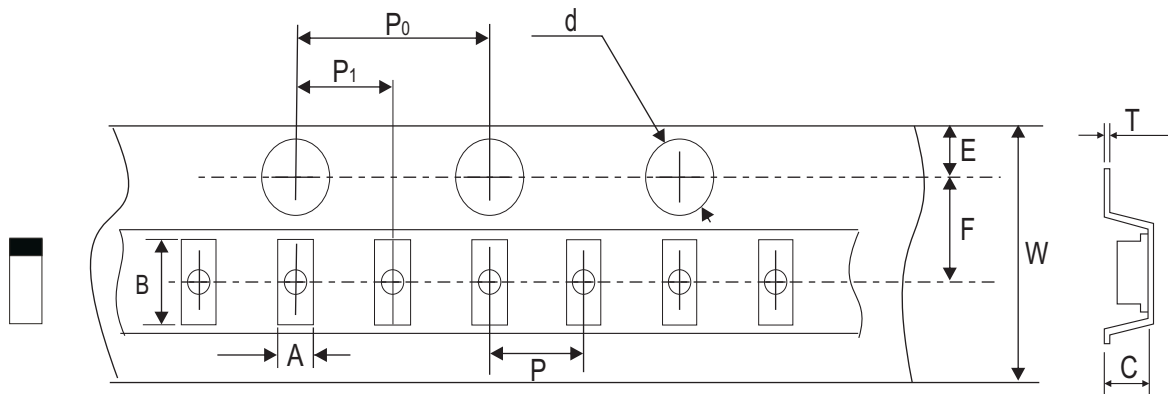


Fig.4 - Current Derating Curve



Reel Taping Specification




0201 (DFN0603)	SYMBOL	A	B	C	d	D	D ₁	D ₂
	(mm)	0.37 ± 0.03	0.67 ± 0.03	0.35 ± 0.03	1.50 + 0.10 - 0.00	178.00 ± 1.00	60.00 ± 0.50	13.50 ± 0.20
	(inch)	0.015 ± 0.001	0.026 ± 0.001	0.014 ± 0.001	0.059 + 0.004 - 0.000	7.008 ± 0.039	2.362 ± 0.020	0.531 ± 0.008

0201 (DFN0603)	SYMBOL	E	F	P	P ₀	P ₁	T	W	W ₁
	(mm)	1.75 ± 0.10	3.50 ± 0.05	2.00 ± 0.05	4.00 ± 0.10	2.00 ± 0.05	0.20 ± 0.02	8.00 + 0.30 - 0.10	12.00 + 0.50 - 0.00
	(inch)	0.069 ± 0.004	0.138 ± 0.002	0.157 ± 0.002	0.157 ± 0.004	0.079 ± 0.002	0.008 ± 0.001	0.315 + 0.012 - 0.004	0.472 + 0.020 - 0.000

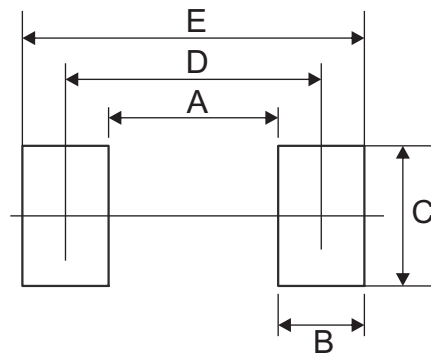
Marking Code

Part Number	Marking Code
CDBZC0130R-HF	A



Suggested PAD Layout

SIZE	0201(DFN0603)	
	(mm)	(inch)
A	0.16	0.006
B	0.24	0.009
C	0.34	0.013
D	0.40	0.016
E	0.64	0.025



Standard Packaging

Case Type	Qty Per Reel	Reel Size
	(Pcs)	(inch)
0201(DFN0603)	10,000	7