

APPLICABLE STANDARD				
RATING	OPERATING TEMPERATURE RANGE	-30°C TO + 85°C (NOTE 1)	STORAGE TEMPERATURE RANGE	-10°C TO + 60°C (NOTE 2)
	OPERATING HUMIDITY RANGE	40% TO + 80%	STORAGE HUMIDITY RANGE	40% TO + 70% (NOTE 2)
	VOLTAGE	AC 250V	VOLTAGE	AC 30V
	CURRENT	AWG 22 TO 26 : 2A AWG 28 : 1A AWG 30 : 0.5A	CURRENT	AWG 22 : 2A AWG 24 TO 28 : 1A AWG 30 : 0.5A

SPECIFICATIONS

ITEM	TEST METHOD	REQUIREMENTS	QT	AT
------	-------------	--------------	----	----

CONSTRUCTION

GENERAL EXAMINATION	VISUALLY AND BY MEASURING INSTRUMENT.	ACCORDING TO DRAWING.	X	X
MARKING	CONFIRMED VISUALLY.		X	X


ELECTRIC CHARACTERISTICS


CONTACT RESISTANCE	100 mA (DC OR 1000 Hz).	30 mΩ MAX.	X	-
INSULATION RESISTANCE	500 V DC.	1000 MΩ MIN.	X	-
VOLTAGE PROOF	650 V AC FOR 1 min.	NO FLASHOVER OR BREAKDOWN.	X	-

MECHANICAL CHARACTERISTICS

MECHANICAL OPERATION	30 TIMES INSERTIONS AND EXTRACTIONS.	① CONTACT RESISTANCE: 30mΩ MAX. ② NO DAMAGE, CRACK OR LOOSENESS OF PARTS.	X	-
VIBRATION	FREQUENCY 10 TO 55 Hz, SINGLE AMPLITUDE 0.75 mm, AT 2 h, FOR 3 DIRECTIONS.	① NO ELECTRICAL DISCONTINUITY OF 1μs. ② NO DAMAGE, CRACK OR LOOSENESS OF PARTS.	X	-
SHOCK	490 m/s ² DURATION OF PULSE 11 ms AT 3 TIMES FOR 3 DIRECTIONS.		X	-



ENVIRONMENTAL CHARACTERISTICS

RAPID CHANGE OF TEMPERATURE	TEMPERATURE -55 → 5 TO 35 → +85 → 5 TO 35 °C TIME 30 → 5 TO 15 → 30 → 5 TO 15 min UNDER 5 CYCLES.	① CONTACT RESISTANCE: 30mΩ MAX. ② INSULATION RESISTANCE: 1000MΩ MIN. ③ NO DAMAGE, CRACK OR LOOSENESS OF PARTS.	X	-
DAMP HEAT (STEADY STATE)	EXPOSED AT 40 ± 2 °C, 90 TO 95 %, 96 h.	① CONTACT RESISTANCE: 30mΩ MAX. ② INSULATION RESISTANCE: 500MΩ MIN. ③ NO DAMAGE, CRACK OR LOOSENESS OF PARTS.	X	-
RESISTANCE TO SOLDERING HEAT 	1) AUTOMATIC SOLDERING (REFLOW) 《REFLOW AREA》 MAX 240°C WITHIN 10 sec. MIN 220°C WITHIN 60sec. 《PREHEATING AREA》 150 TO 180°C 90 TO 120 sec. PUT THROUGH IN REFLOW FURNACE TWICE. FEAVE IN AMBIENT TEMPERATURE AND HUMIDITY FOR 1 HOUR. CONNEVCTOR TEMPERATURE TO BE AMBIENT FOR SECOND REFLOW. 2) MANUAL SOLDERING SOLDERING IRON TEMPERATURE :290 ± 10°C, SOLDERING TIME :3s. NO STRENGTH ON CONTACT.	NO DEFORMATION OF CASE OF EXCESSIVE LOOSENESS OF THE TERMINALS.	X	-
SOLDERABILITY	SOLDERED AT SOLDER TEMPERATURE, 230 ± 5°C FOR IN IMMERSION , DURATION, 3 s.	A NEW UNIFORM COATING OF SOLDER SHALL COVER MINIMUM OF 95 % OF THE SURFACE BEING IMMersed.	X	-

COUNT	DESCRIPTION OF REVISIONS	DESIGNED	CHECKED	DATE
 1	DIS-H-001311	AK.MIURA	TS.SAKATA	06.09.08

REMARKS NOTE 1:INCLUDING THE TEMPERATURE RISE BY CURRENT. NOTE 2:APPLY TO THE CONDITION OF LONG TERM STORAGE FOR UNUSED PRODUCTS BEFORE PCB ON BOARD , AFTER PCB BOARD , OPERATING TEMPERATURE AND HUMIDITY RANGE IS APPLIED FOR INTERM STORAGE DURING TRANSPORTATION. Unless otherwise specifid , refer to JIS C 5402.	APPROVED	TS.MIYAZAKI	05.02.14
	CHECKED	HK.UMEHARA	05.02.08
	DESIGNED	IO.DENPOUYA	05.01.28
	DRAWN	FK.MATSUKI	05.01.24

Note QT:Qualification Test AT:Assurance Test X:Applicable Test	DRAWING NO.	ELC4-306016-01
--	-------------	----------------

	SPECIFICATION SHEET	PART NO.	DF11GZ-*DP-2V (20)
	HIROSE ELECTRIC CO., LTD.	CODE NO.	GL543  1/1