

CMPDM7002A
CMPDM7002AG*

SURFACE MOUNT SILICON
N-CHANNEL
ENHANCEMENT-MODE
MOSFET



SOT-23 CASE

* Device is *Halogen Free* by design



www.centrasemi.com

DESCRIPTION:

The CENTRAL SEMICONDUCTOR CMPDM7002A and CMPDM7002AG are special versions of the 2N7002 enhancement-mode N-Channel MOSFET manufactured by the N-Channel DMOS Process, designed for high speed pulsed amplifier and driver applications. These special devices offer low $r_{DS(ON)}$ and low $V_{DS(ON)}$.

**MARKING CODES: CMPDM7002A: C702A
CMPDM7002AG*: 702G**

MAXIMUM RATINGS: ($T_A=25^\circ\text{C}$)

Drain-Source Voltage
Drain-Gate Voltage
Gate-Source Voltage
Continuous Drain Current
Continuous Source Current (Body Diode)
Maximum Pulsed Drain Current
Maximum Pulsed Source Current
Power Dissipation
Operating and Storage Junction Temperature
Thermal Resistance

SYMBOL

V_{DS} 60
 V_{DG} 60
 V_{GS} 40
 I_D 280
 I_S 280
 I_{DM} 1.5
 I_{SM} 1.5
 P_D 350
 T_J, T_{stg} -65 to +150
 θ_{JA} 357

UNITS

V
V
V
mA
mA
A
A
mW
 $^\circ\text{C}$
 $^\circ\text{C/W}$

ELECTRICAL CHARACTERISTICS: ($T_A=25^\circ\text{C}$ unless otherwise noted)

SYMBOL	TEST CONDITIONS	MIN	MAX	UNITS
I_{GSSF}, I_{GSSR}	$V_{GS}=20\text{V}, V_{DS}=0$		100	nA
I_{DSS}	$V_{DS}=60\text{V}, V_{GS}=0$		1.0	μA
I_{DSS}	$V_{DS}=60\text{V}, V_{GS}=0, T_J=125^\circ\text{C}$		500	μA
$I_{D(ON)}$	$V_{GS}=10\text{V}, V_{DS}=10\text{V}$	500		mA
BV_{DSS}	$V_{GS}=0, I_D=10\mu\text{A}$	60		V
$V_{GS(th)}$	$V_{DS}=V_{GS}, I_D=250\mu\text{A}$	1.0	2.5	V
$V_{DS(ON)}$	$V_{GS}=10\text{V}, I_D=500\text{mA}$		1.0	V
$V_{DS(ON)}$	$V_{GS}=5.0\text{V}, I_D=50\text{mA}$		0.15	V
V_{SD}	$V_{GS}=0, I_S=400\text{mA}$		1.2	V
$r_{DS(ON)}$	$V_{GS}=10\text{V}, I_D=500\text{mA}$		2.0	Ω
$r_{DS(ON)}$	$V_{GS}=10\text{V}, I_D=500\text{mA}, T_J=125^\circ\text{C}$		3.5	Ω
$r_{DS(ON)}$	$V_{GS}=5.0\text{V}, I_D=50\text{mA}$		3.0	Ω
$r_{DS(ON)}$	$V_{GS}=5.0\text{V}, I_D=50\text{mA}, T_J=125^\circ\text{C}$		5.0	Ω
g_{FS}	$V_{DS}=10\text{V}, I_D=200\text{mA}$	80		mS
C_{rss}	$V_{DS}=25\text{V}, V_{GS}=0, f=1.0\text{MHz}$		5.0	pF
C_{iss}	$V_{DS}=25\text{V}, V_{GS}=0, f=1.0\text{MHz}$		50	pF
C_{oss}	$V_{DS}=25\text{V}, V_{GS}=0, f=1.0\text{MHz}$		25	pF

R5 (9-February 2015)

CMPDM7002A
CMPDM7002AG*

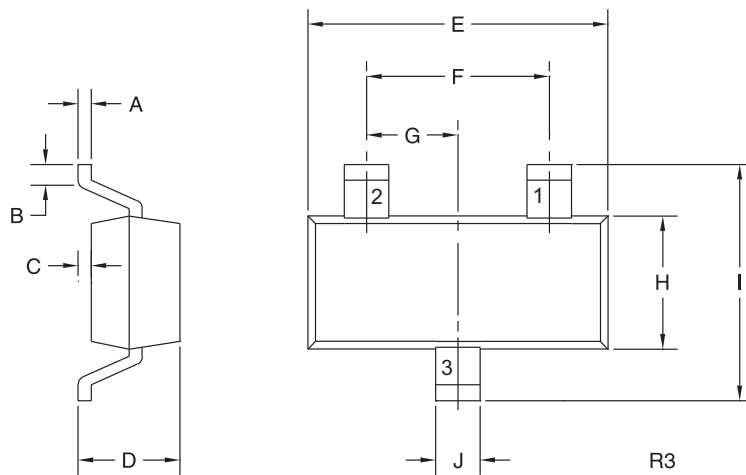
**SURFACE MOUNT SILICON
N-CHANNEL
ENHANCEMENT-MODE
MOSFET**



ELECTRICAL CHARACTERISTICS - Continued: ($T_A=25^\circ\text{C}$ unless otherwise noted)

SYMBOL	TEST CONDITIONS	TYP	MAX	UNITS
$Q_{g(\text{tot})}$	$V_{DS}=30\text{V}$, $V_{GS}=4.5\text{V}$, $I_D=100\text{mA}$	0.592		nC
Q_{gs}	$V_{DS}=30\text{V}$, $V_{GS}=4.5\text{V}$, $I_D=100\text{mA}$	0.196		nC
Q_{gd}	$V_{DS}=30\text{V}$, $V_{GS}=4.5\text{V}$, $I_D=100\text{mA}$	0.148		nC
t_{on} , t_{off}	$V_{DD}=30\text{V}$, $V_{GS}=10\text{V}$, $I_D=200\text{mA}$, $R_G=25\Omega$, $R_L=150\Omega$		20	ns

SOT-23 CASE - MECHANICAL OUTLINE



LEAD CODE:

- 1) Gate
- 2) Source
- 3) Drain

MARKING CODES:

CMPDM7002A: C702A
CMPDM7002AG*: 702G

* Device is *Halogen Free* by design

DIMENSIONS				
SYMBOL	INCHES		MILLIMETERS	
	MIN	MAX	MIN	MAX
A	0.003	0.007	0.08	0.18
B	0.006	-	0.15	-
C	-	0.005	-	0.13
D	0.035	0.043	0.89	1.09
E	0.110	0.120	2.80	3.05
F	0.075		1.90	
G	0.037		0.95	
H	0.047	0.055	1.19	1.40
I	0.083	0.098	2.10	2.49
J	0.014	0.020	0.35	0.50

SOT-23 (REV: R3)

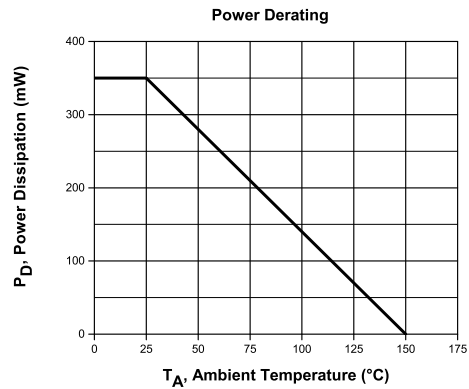
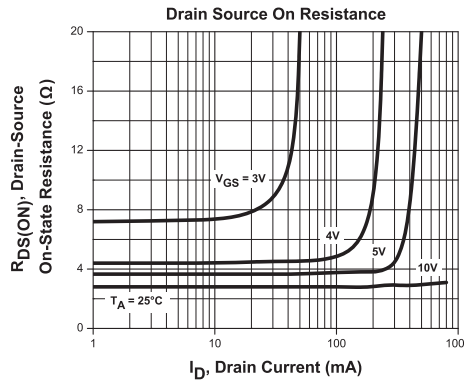
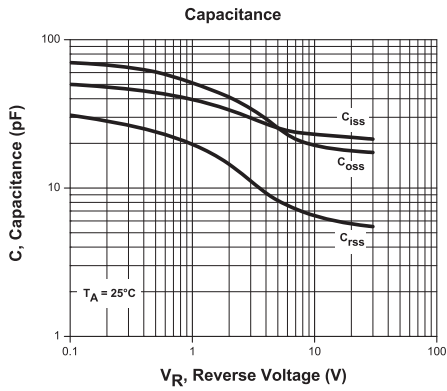
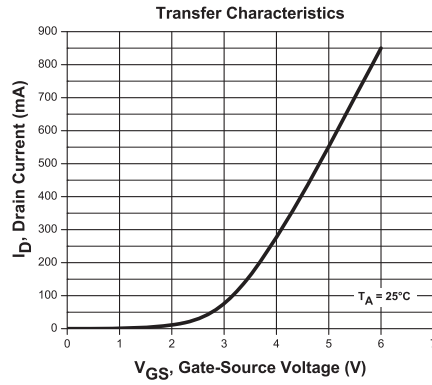
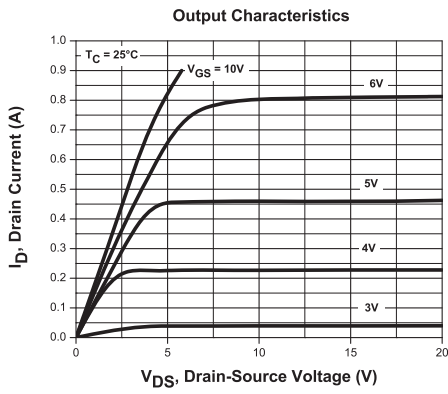
R5 (9-February 2015)

CMPDM7002A
 CMPDM7002AG*

SURFACE MOUNT SILICON
 N-CHANNEL
 ENHANCEMENT-MODE
 MOSFET



TYPICAL ELECTRICAL CHARACTERISTICS



R5 (9-February 2015)

OUTSTANDING SUPPORT AND SUPERIOR SERVICES



PRODUCT SUPPORT

Central's operations team provides the highest level of support to insure product is delivered on-time.

- Supply management (Customer portals)
- Inventory bonding
- Consolidated shipping options
- Custom bar coding for shipments
- Custom product packing

DESIGNER SUPPORT/SERVICES

Central's applications engineering team is ready to discuss your design challenges. Just ask.

- Free quick ship samples (2nd day air)
- Online technical data and parametric search
- SPICE models
- Custom electrical curves
- Environmental regulation compliance
- Customer specific screening
- Up-screening capabilities
- Special wafer diffusions
- PbSn plating options
- Package details
- Application notes
- Application and design sample kits
- Custom product and package development

REQUESTING PRODUCT PLATING

1. If requesting Tin/Lead plated devices, add the suffix "TIN/LEAD" to the part number when ordering (example: 2N2222A TIN/LEAD).
2. If requesting Lead (Pb) Free plated devices, add the suffix "PBFREE" to the part number when ordering (example: 2N2222A PBFREE).

CONTACT US

Corporate Headquarters & Customer Support Team

Central Semiconductor Corp.
145 Adams Avenue
Hauppauge, NY 11788 USA
Main Tel: (631) 435-1110
Main Fax: (631) 435-1824
Support Team Fax: (631) 435-3388
www.centalsemi.com

Worldwide Field Representatives:
www.centalsemi.com/wwreps

Worldwide Distributors:
www.centalsemi.com/wwdistributors

For the latest version of Central Semiconductor's **LIMITATIONS AND DAMAGES DISCLAIMER**, which is part of Central's Standard Terms and Conditions of sale, visit: www.centalsemi.com/terms