

Relay Module - PLC-RPT-230UC/21-21AU/RWF - 2900345

Please be informed that the data shown in this PDF Document is generated from our Online Catalog. Please find the complete data in the user's documentation. Our General Terms of Use for Downloads are valid (<http://phoenixcontact.com/download>)



PLC-INTERFACE for railway applications, consisting of basic terminal block with push-in connection and plug-in miniature relay with multi-layer gold contact, range: 0.75 x UN to 1.15 x UN, nominal input frequency 16.7 Hz, 2 PDTs, input voltage 230 V AC

The figure shows the version with spring-cage connection

Product Features

- Vibration and shock resistance according to EN 50155
- Safe isolation according to DIN EN 50178 between coil and contact
- Screw, spring-cage or Push-in connection
- Nominal input frequency of 16.7 Hz



Key commercial data

Packing unit	1 pc
Weight per Piece (excluding packing)	60.2 GRM
Custom tariff number	85364900
Country of origin	Germany

Technical data

Note

Utilization restriction	EMC: class A product, see manufacturer's declaration in the download area
-------------------------	---

Dimensions

Width	14 mm
Height	80 mm
Depth	94 mm

Ambient conditions

Ambient temperature (operation)	-25 °C ... 60 °C
---------------------------------	------------------

Relay Module - PLC-RPT-230UC/21-21AU/RWF - 2900345

Technical data

Ambient conditions

Ambient temperature (storage/transport)	-40 °C ... 85 °C
---	------------------

Coil side

Nominal input voltage U_N	230 V AC
Input voltage range in reference to U_N	see diagram
Typical input current at U_N	4.8 mA (with AC)
Typical response time	20 ms
Typical release time	60 ms
Operating voltage display	Yellow LED
Protective circuit	Bridge rectifier

Contact side

Contact type	2 PDT
Contact material	AgNi, hard gold-plated
Maximum switching voltage	30 V AC
	36 V DC
Minimum switching voltage	100 mV
Maximum inrush current	50 mA
Min. switching current	1 mA
Limiting continuous current	50 mA
Interrupting rating (ohmic load) max.	1.2 W (at 24 V DC)
Switching capacity in acc. with DIN VDE 0660/IEC 60947	2 A (24 V (DC13), in acc. with DIN VDE 0660/IEC 60947)
	0.2 A (220 V DC / 230 V AC (DC13), in acc. with DIN VDE 0660/IEC 60947)
	3 A (220 V DC / 230 V AC (AC15), in acc. with DIN EVDE 0660/IEC 60947)
Note	the following values are applicable if a gold layer is destroyed
Maximum switching voltage	250 V AC/DC (Separating plate PLC-ATP must be installed for voltages larger than 250 V (L1, L2, L3) between identical terminal blocks in adjacent modules.)
Minimum switching voltage	5 V AC/DC
Limiting continuous current	6 A
Maximum inrush current	8 A
Min. switching current	10 mA
Interrupting rating (ohmic load) max.	140 W (at 24 V DC)
	85 W (at 48 V DC)
	60 W (at 60 V DC)
	44 W (at 110 V DC)
	60 W (at 220 V DC)

Relay Module - PLC-RPT-230UC/21-21AU/RWF - 2900345

Technical data

Contact side

	1500 VA (for 250 V AC)
Switching capacity in acc. with DIN VDE 0660/IEC 60947	2 A (at 24 V, DC13)
	0.2 A (at 110 V, DC13)
	0.2 A (at 250 V, DC13)
	2 A (at 24 V, AC15)
	2 A (at 120 V, AC15)
	2 A (at 250 V, AC15)

General

Test voltage relay winding/relay contact	6 kV
Operating mode	100% operating factor
Degree of protection	Relay socket
	RT III (Relay)
Mechanical service life	Approx. 3×10^7 cycles
Inflammability class according to UL 94	V0
Designation	Air and creepage distances between the power circuits
Standards/regulations	IEC 60664
	EN 50178
	IEC 62103
Rated surge voltage / insulation	6 kV / Basic isolation
Rated insulation voltage	250 V AC
Pollution degree	2
Surge voltage category	III
Mounting position	any
Assembly instructions	In rows with zero spacing

Connection data

Connection method	Push-in connection
Stripping length	8 mm
Conductor cross section stranded min.	0.14 mm ²
Conductor cross section stranded max.	2.5 mm ²
Conductor cross section solid min.	0.14 mm ²
Conductor cross section solid max.	2.5 mm ²
Conductor cross section AWG/kcmil max	14
Conductor cross section AWG/kcmil min.	26

Relay Module - PLC-RPT-230UC/21-21AU/RWF - 2900345

Classifications

eCl@ss

eCl@ss 4.0	27371001
eCl@ss 4.1	27371001
eCl@ss 5.0	27371001
eCl@ss 5.1	27371001
eCl@ss 6.0	27371001
eCl@ss 7.0	27371001
eCl@ss 8.0	27371001

ETIM

ETIM 4.0	EC000196
ETIM 5.0	EC000196

UNSPSC

UNSPSC 6.01	30211916
UNSPSC 7.0901	39121515
UNSPSC 11	39121515
UNSPSC 12.01	39121515
UNSPSC 13.2	39121515

Approvals

Approvals


Approvals

UL Listed / cUL Listed / UL Recognized / cUL Recognized / cULus Recognized / cULus Listed

Ex Approvals


Approvals submitted

Approval details



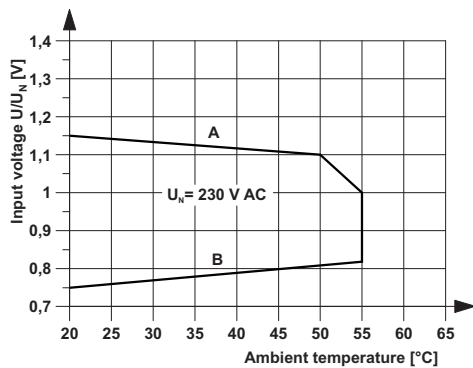
Relay Module - PLC-RPT-230UC/21-21AU/RWF - 2900345

Approvals



Drawings

Diagram



Curve A:
Maximum continuous operating voltage
at limiting continuous current = 6 A

Curve B:
Minimum relay operating voltage at initial
trigger with U_n and limiting continuous current = 6 A

Circuit diagram

